

ACADEMIC UNITS

FINANCIAL STATUS REPORT

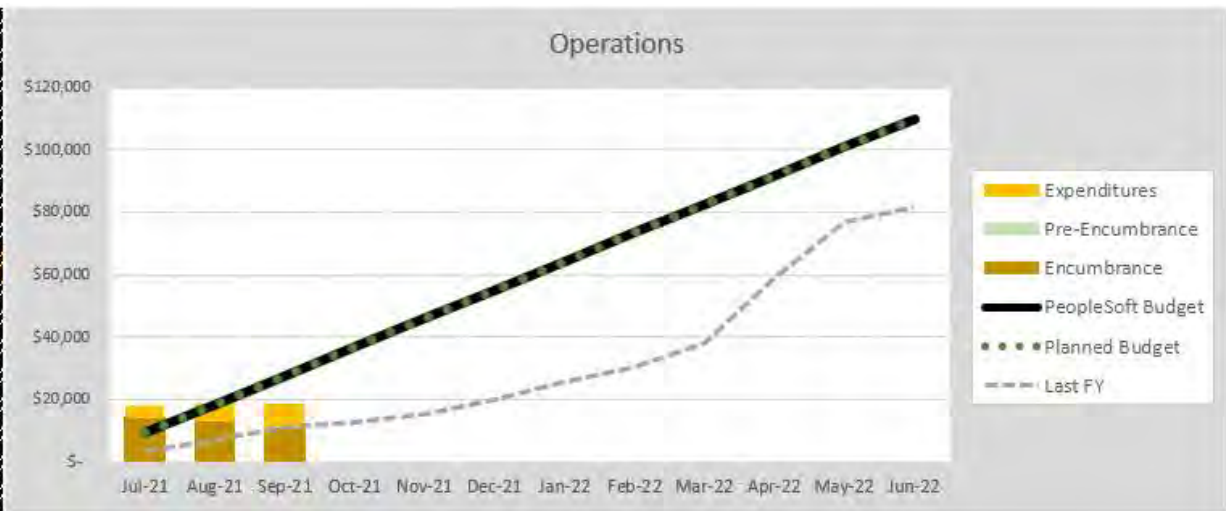
OVERVIEW
FIRST QUARTER FY2021-22

Seresa Cruz
HR and Budget Director II


UCF College of Sciences

ANTHROPOLOGY – RECURRING RESOURCES

UNIVERSITY OF CENTRAL FLORIDA College of Sciences Monthly Financial Status Report Anthropology Operations Fiscal Year 2021-22 - as of 9/30/2021			
Budget Position Summary			
Budget	\$	110,052	
Pre-Encumbrance	\$	260	Percent
Encumbrance	\$	10,973	Spent
Expenditures	\$	7,390	16.92%
Available Balance	\$	91,429	
Pending Budget Transfers	\$	-	
Actual Balance	\$	91,429	



UNIVERSITY OF CENTRAL FLORIDA College of Sciences Monthly Financial Status Report Anthropology OPS			
OPS Tracking Sheet			
<i>As of PPE 9/16/21</i>		PeopleSoft	
Budget	\$	380,224	\$ 380,224
Expenditures	\$	62,104	\$ 62,104
Available Balance	\$	318,120	\$ 318,120
Pending Budget Transfers	\$	1	\$ 1
Projected Payroll/Enc	\$	317,623	\$ 343,740
Pending IDTransfers	\$	-	\$ -
Projected Budget Balance	\$	498	\$ (25,618)

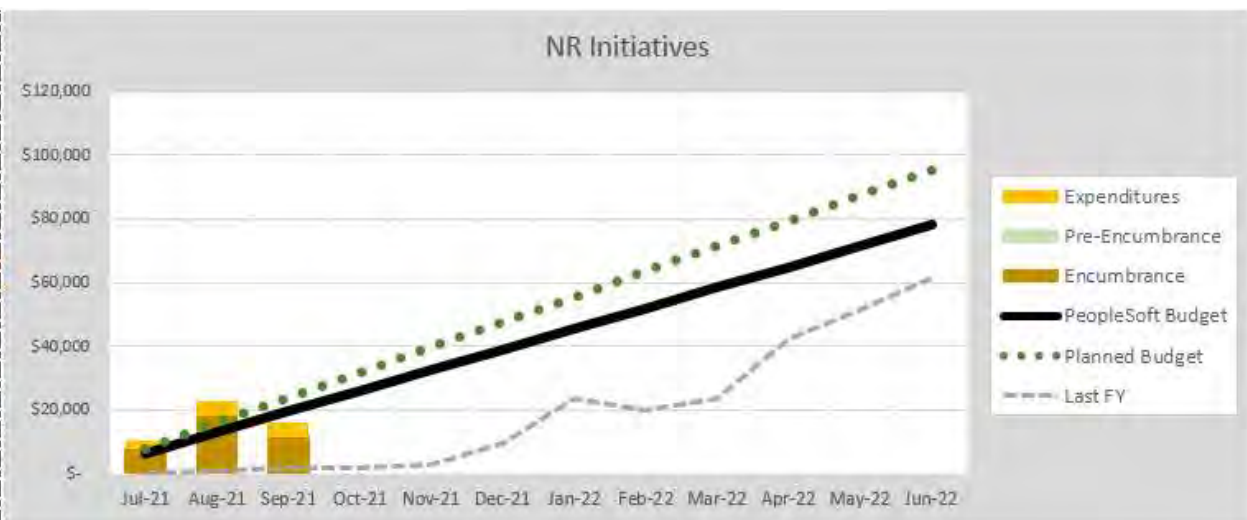


ANTHROPOLOGY – NON-RECURRING RESOURCES

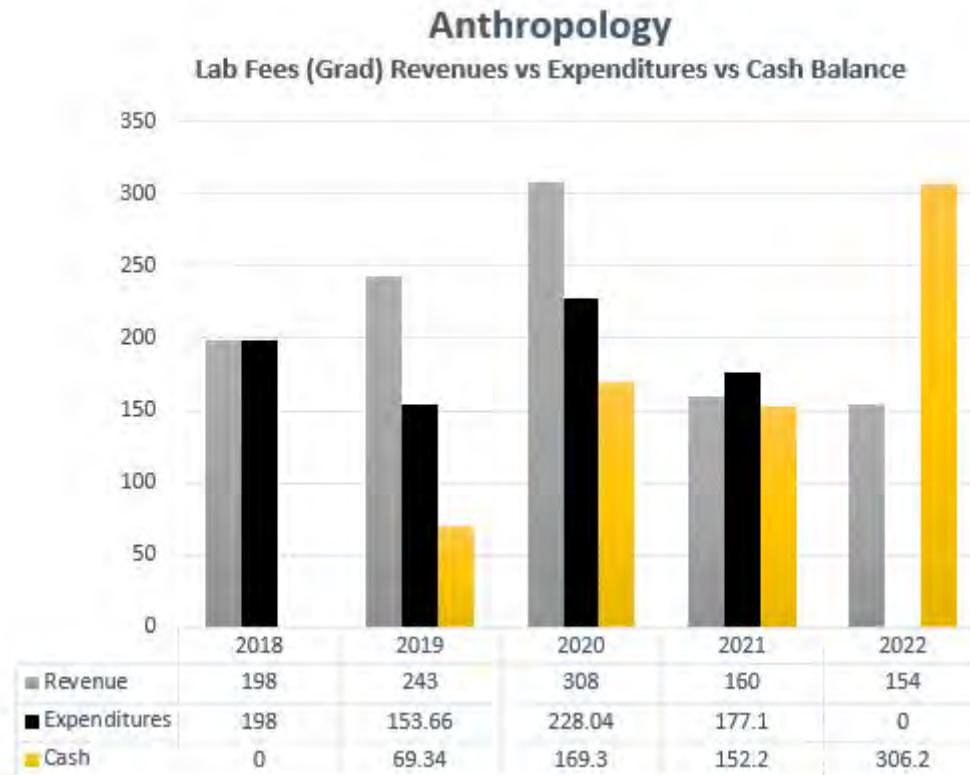
UNIVERSITY OF CENTRAL FLORIDA College of Sciences Monthly Financial Status Report Anthropology Carry Forward Fiscal Year 2021-22 - as of 9/30/2021			
Budget Position Summary			
Budget	\$ 173,100		
Pre-Encumbrance	\$ -	Percent	
Encumbrance	\$ 32,924	Spent	
Expenditures	\$ 6,297	22.66%	
Available Balance	\$ 133,879		
Pending Budget Transfers	\$ -		
Actual Balance	\$ 133,879		



UNIVERSITY OF CENTRAL FLORIDA College of Sciences Monthly Financial Status Report Anthropology NR Initiatives Fiscal Year 2021-22 - as of 9/30/2021			
Budget Position Summary			
Budget	\$ 77,975		
Pre-Encumbrance	\$ -	Percent	
Encumbrance	\$ 11,670	Spent	
Expenditures	\$ 4,244	20.41%	
Available Balance	\$ 62,061		
Pending Budget Transfers	\$ 17,378		
Actual Balance	\$ 79,439		



ANTHROPOLOGY — STUDENT FEES

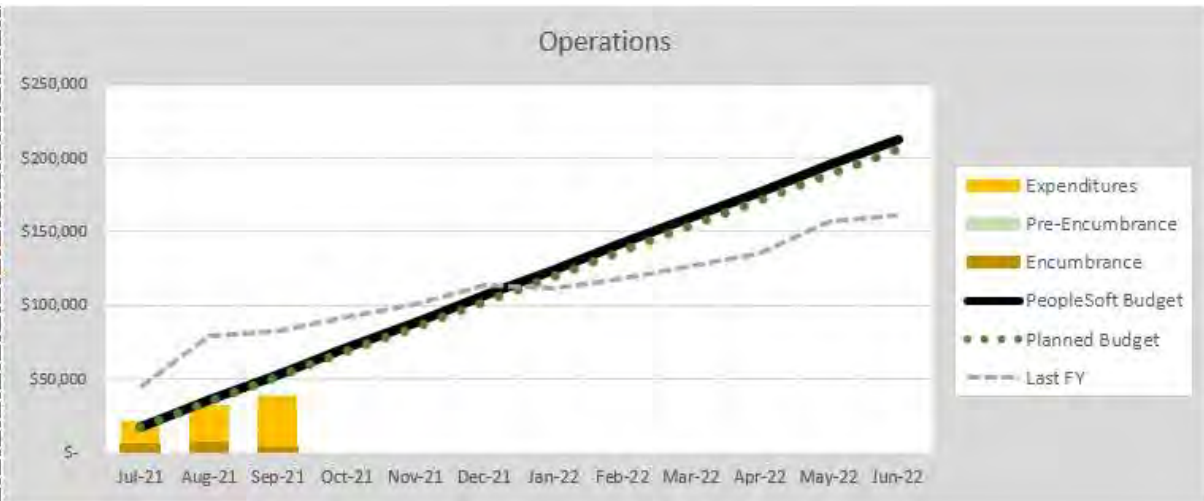


ANTHROPOLOGY — OVERHEAD



BIOLOGY — RECURRING RESOURCES

UNIVERSITY OF CENTRAL FLORIDA College of Sciences Monthly Financial Status Report Biology Operations Fiscal Year 2021-22 - as of 9/30/2021			
Budget Position Summary			
Budget	\$	212,951	
Pre-Encumbrance	\$	-	Percent
Encumbrance	\$	4,366	Spent
Expenditures	\$	34,779	18.35%
Available Balance	\$	173,806	
Pending Budget Transfers	\$	(7,038)	
Actual Balance	\$	166,768	



UNIVERSITY OF CENTRAL FLORIDA College of Sciences Monthly Financial Status Report Biology OPS			
OPS Tracking Sheet			
<i>As of PPE 9/16/21</i>		PeopleSoft	
Budget	\$	820,196	\$ 820,196
Expenditures	\$	145,937	\$ 145,936
Available Balance	\$	674,259	\$ 674,260
Pending Budget Transfers	\$	15,666	\$ 15,666
Projected Payroll/Enc	\$	690,471	\$ 696,730
Pending IDTransfers	\$	(5,685)	\$ (5,685)
Projected Budget Balance	\$	5,139	\$ (1,119)



BIOLOGY — NON-RECURRING RESOURCES

UNIVERSITY OF CENTRAL FLORIDA
College of Sciences
Monthly Financial Status Report
Biology
Carry Forward
Fiscal Year 2021-22 - as of 9/30/2021

Budget Position Summary

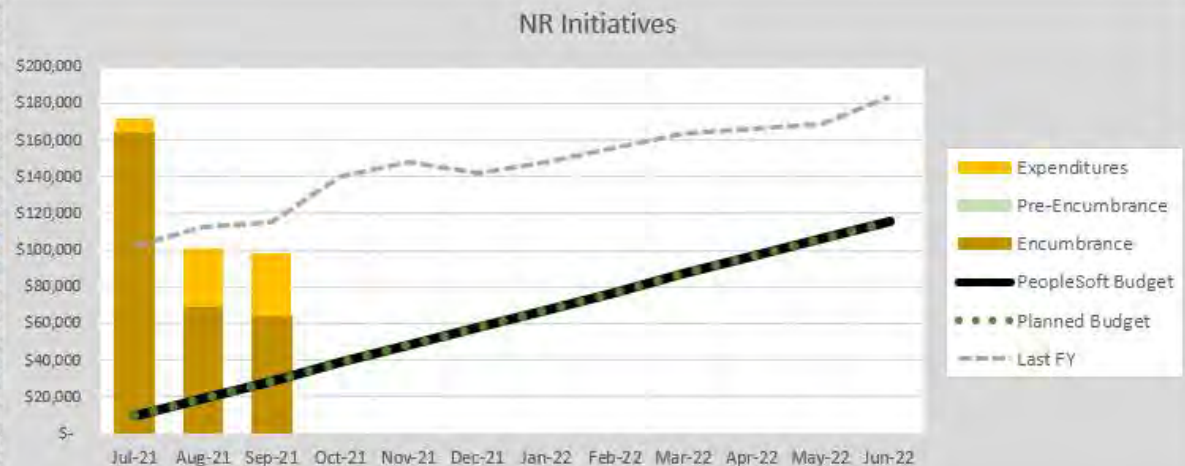
Budget	\$ 147,151	
Pre-Encumbrance	\$ -	Percent
Encumbrance	\$ 79,817	Spent
Expenditures	\$ 26,954	72.56%
Available Balance	\$ 40,380	
Pending Budget Transfers	\$ -	
Actual Balance	\$ 40,380	



UNIVERSITY OF CENTRAL FLORIDA
College of Sciences
Monthly Financial Status Report
Biology
NR Initiatives
Fiscal Year 2021-22 - as of 9/30/2021

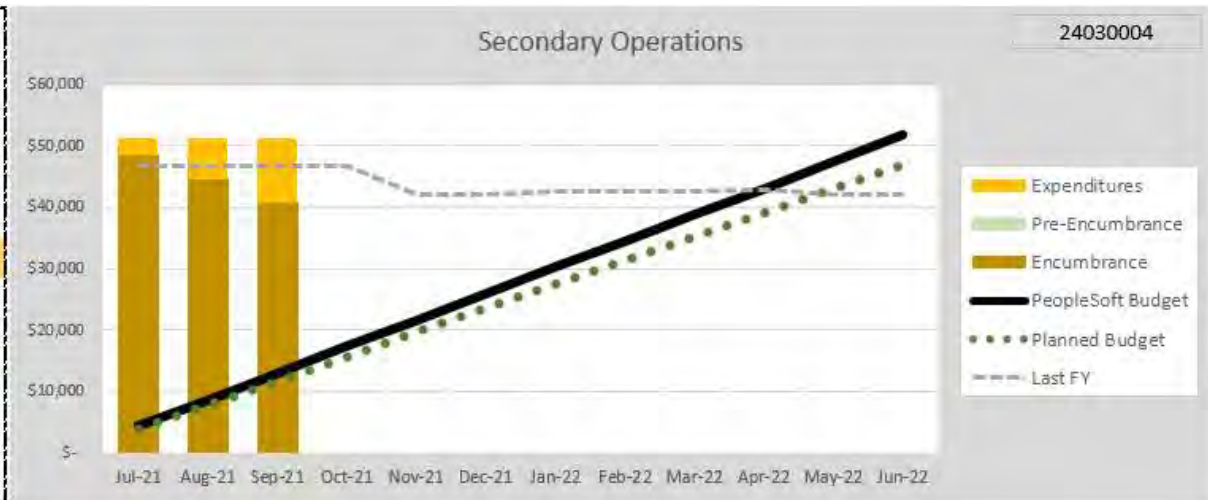
Budget Position Summary

Budget	\$ 115,723	
Pre-Encumbrance	\$ -	Percent
Encumbrance	\$ 64,105	Spent
Expenditures	\$ 34,507	85.21%
Available Balance	\$ 17,111	
Pending Budget Transfers	\$ -	
Actual Balance	\$ 17,111	

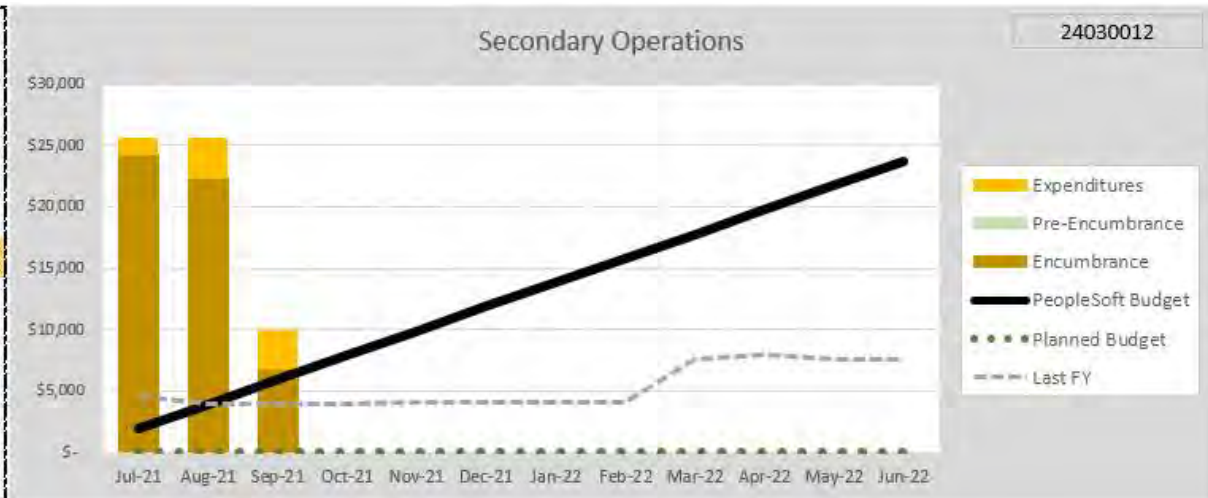


BIOLOGY — NON-RECURRING RESOURCES

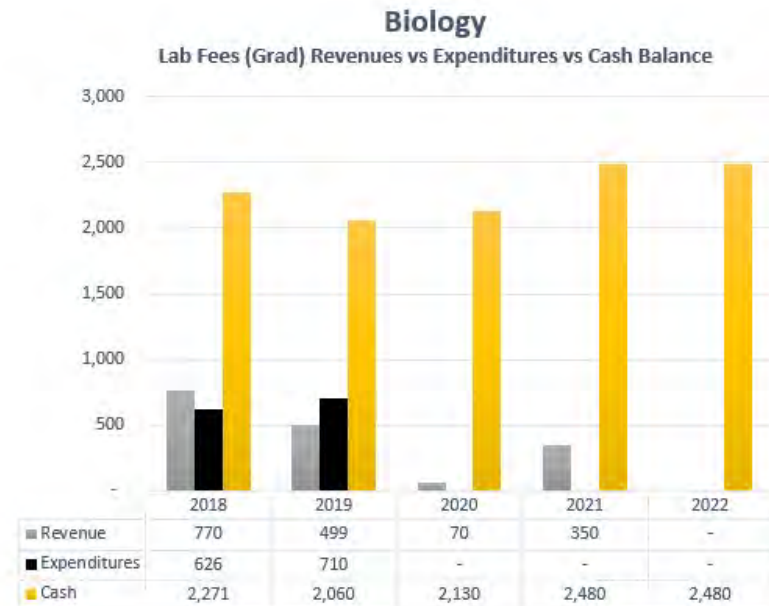
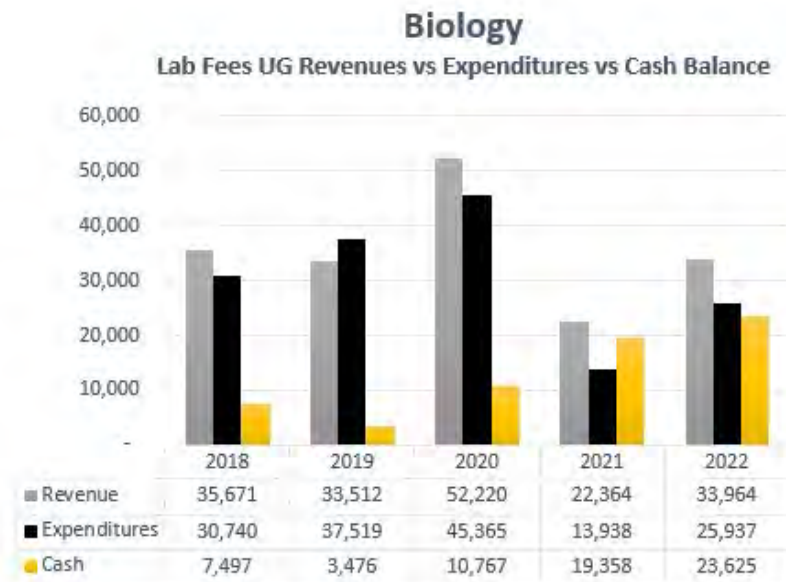
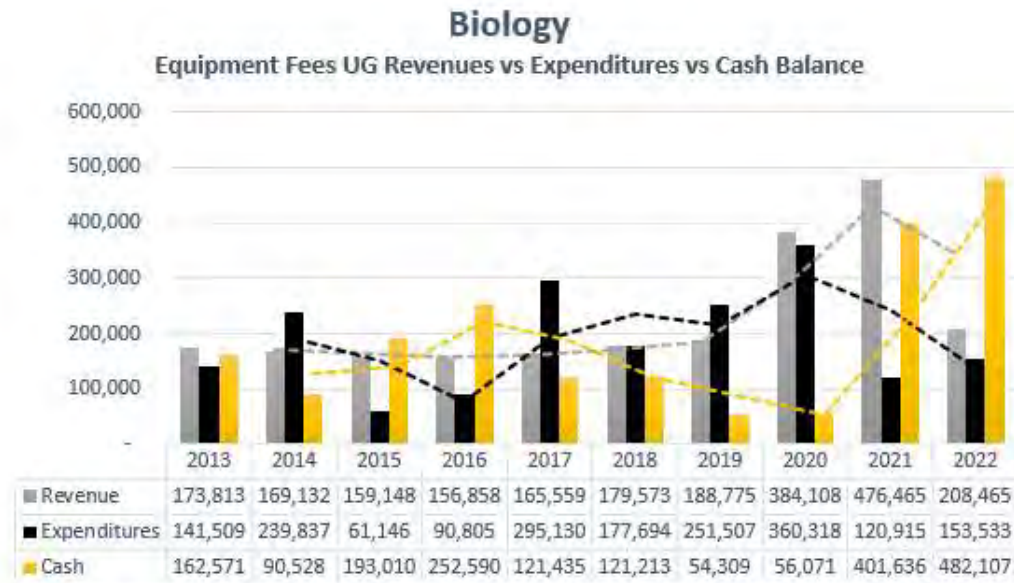
UNIVERSITY OF CENTRAL FLORIDA			
College of Sciences			
Monthly Financial Status Report			
Biology			
Secondary Operations			
Fiscal Year 2021-22 - as of 9/30/2021			
Budget Position Summary			
Budget	\$	51,737	
Pre-Encumbrance	\$	-	Percent
Encumbrance	\$	40,681	Spent
Expenditures	\$	10,659	99.23%
Available Balance	\$	397	
Pending Budget Transfers	\$	(4,737)	
Actual Balance	\$	(4,340)	



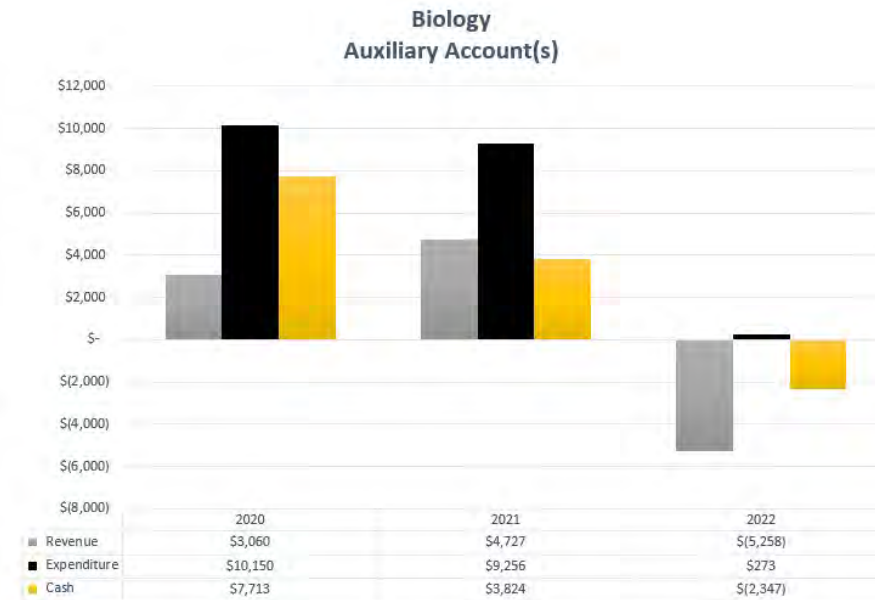
UNIVERSITY OF CENTRAL FLORIDA			
College of Sciences			
Monthly Financial Status Report			
Biology			
Secondary Operations			
Fiscal Year 2021-22 - as of 9/30/2021			
Budget Position Summary			
Budget	\$	23,732	
Pre-Encumbrance	\$	-	Percent
Encumbrance	\$	6,690	Spent
Expenditures	\$	3,347	42.30%
Available Balance	\$	13,694	
Pending Budget Transfers	\$	(23,732)	
Actual Balance	\$	(10,038)	



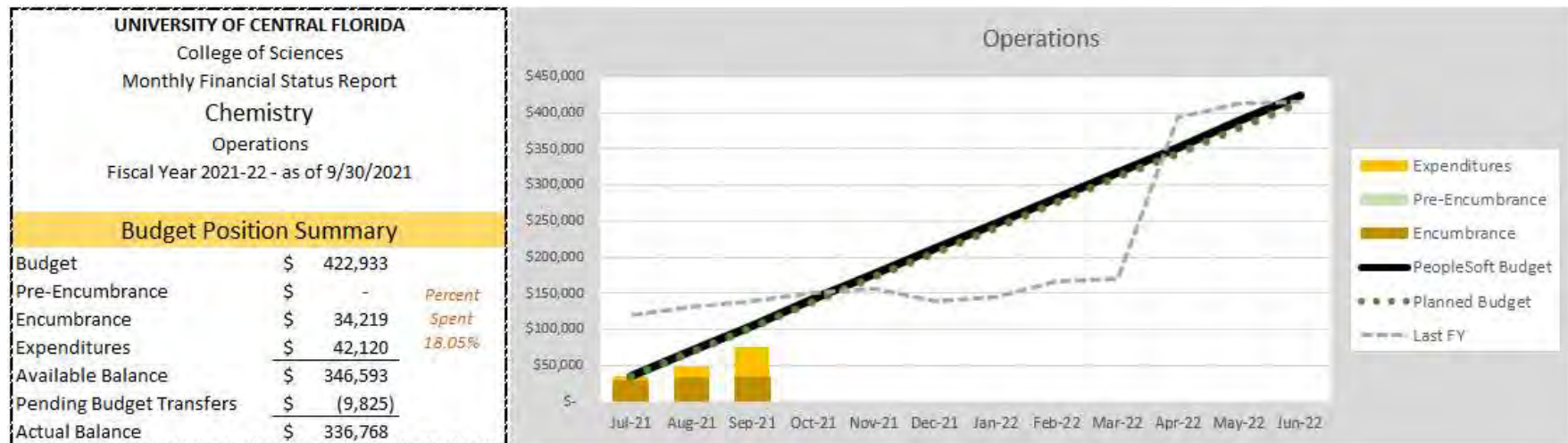
BIOLOGY – STUDENT FEES



BIOLOGY — AUXILIARY & OVERHEAD



CHEMISTRY — RECURRING RESOURCES

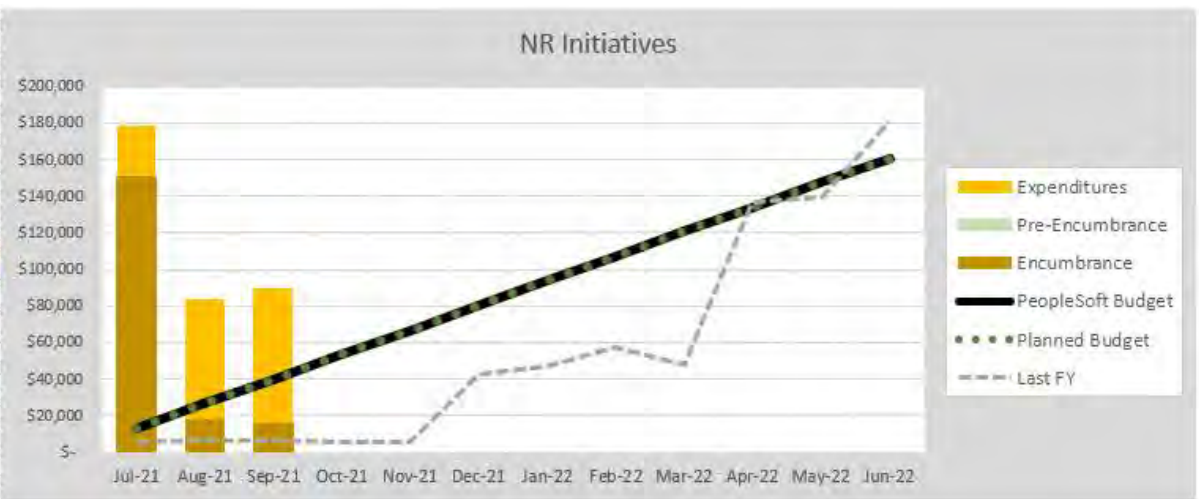


CHEMISTRY – NON-RECURRING RESOURCES

UNIVERSITY OF CENTRAL FLORIDA			
College of Sciences			
Monthly Financial Status Report			
Chemistry			
Carry Forward			
Fiscal Year 2021-22 - as of 9/30/2021			
Budget Position Summary			
Budget	\$ 90,029		
Pre-Encumbrance	\$ -	Percent	
Encumbrance	\$ -	Spent	
Expenditures	\$ -	0.00%	
Available Balance	\$ 90,029		
Pending Budget Transfers	\$ -		
Actual Balance	\$ 90,029		



UNIVERSITY OF CENTRAL FLORIDA			
College of Sciences			
Monthly Financial Status Report			
Chemistry			
NR Initiatives			
Fiscal Year 2021-22 - as of 9/30/2021			
Budget Position Summary			
Budget	\$ 160,603		
Pre-Encumbrance	\$ -	Percent	
Encumbrance	\$ 16,103	Spent	
Expenditures	\$ 73,705	55.92%	
Available Balance	\$ 70,794		
Pending Budget Transfers	\$ -		
Actual Balance	\$ 70,794		

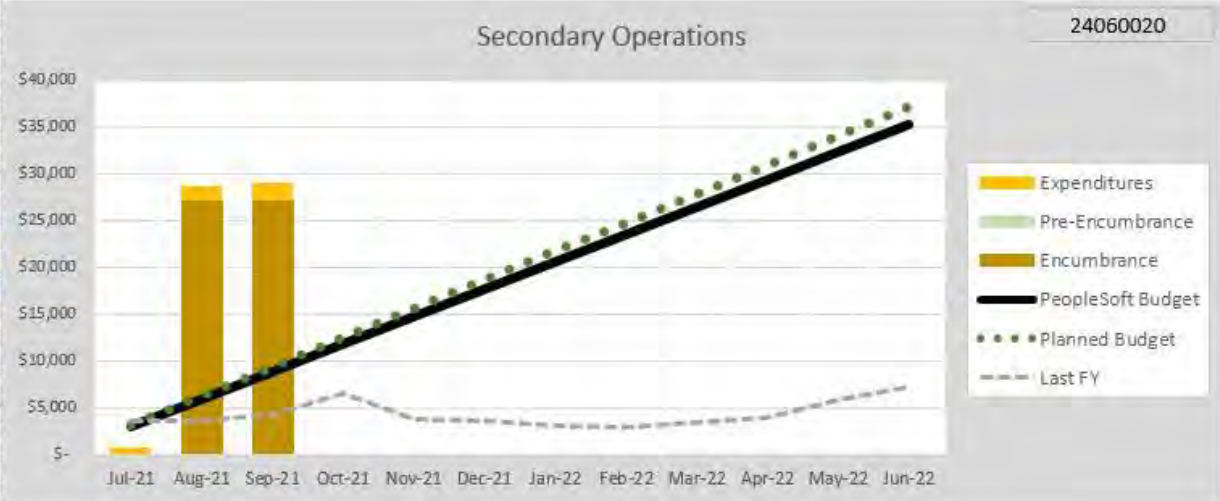


CHEMISTRY — NON-RECURRING RESOURCES

UNIVERSITY OF CENTRAL FLORIDA
College of Sciences
Monthly Financial Status Report
Chemistry
Secondary Operations
Fiscal Year 2021-22 - as of 9/30/2021

Budget Position Summary

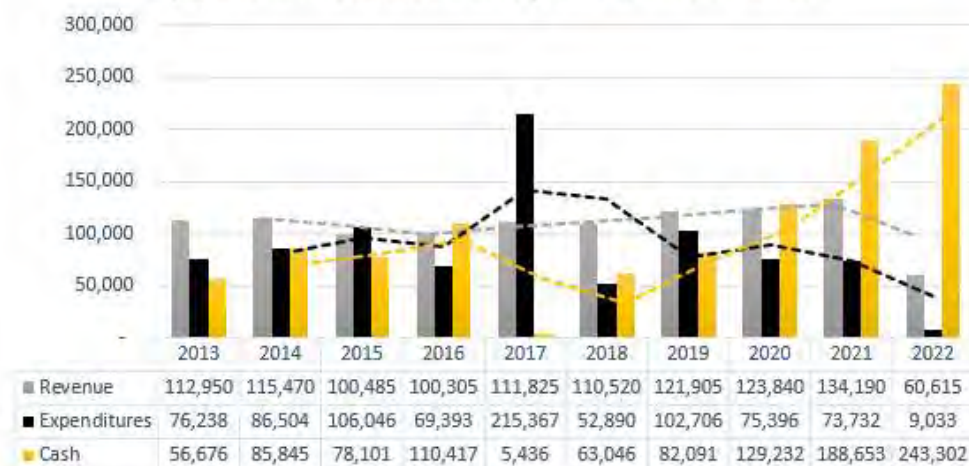
Budget	\$ 35,160	
Pre-Encumbrance	\$ -	Percent
Encumbrance	\$ 27,153	Spent
Expenditures	\$ 1,781	82.29%
Available Balance	\$ 6,226	
Pending Budget Transfers	\$ 2,000	
Actual Balance	\$ 8,226	



CHEMISTRY — STUDENT FEES

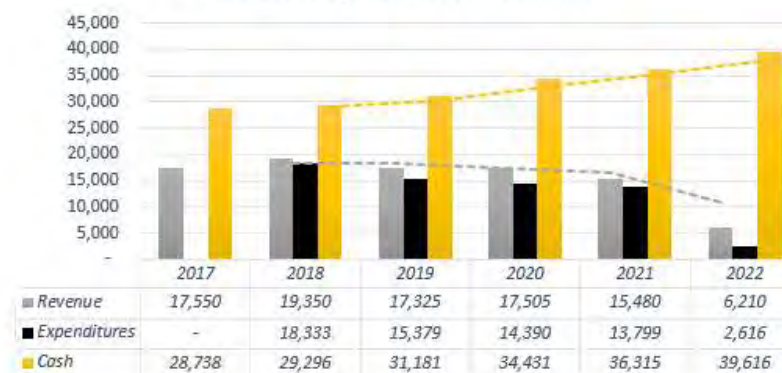
Chemistry

Equipment Fees UG Revenues vs Expenditures vs Cash Balance



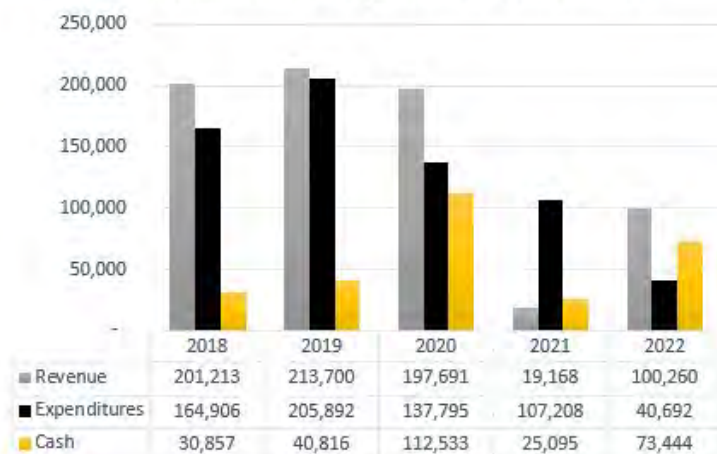
Chemistry

Equipment Fees Graduate Revenues vs Expenditures vs Cash Balance



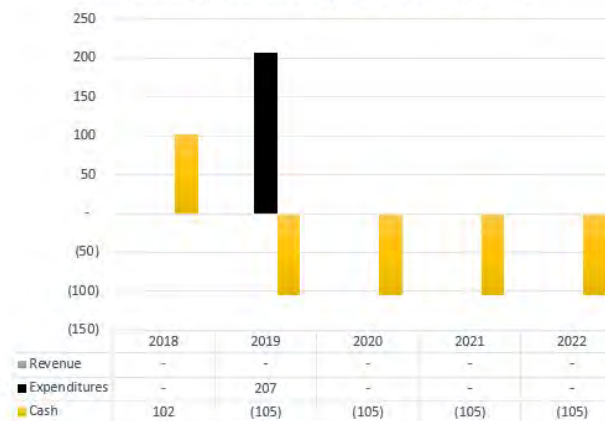
Chemistry

Lab Fees UG Revenues vs Expenditures vs Cash Balance

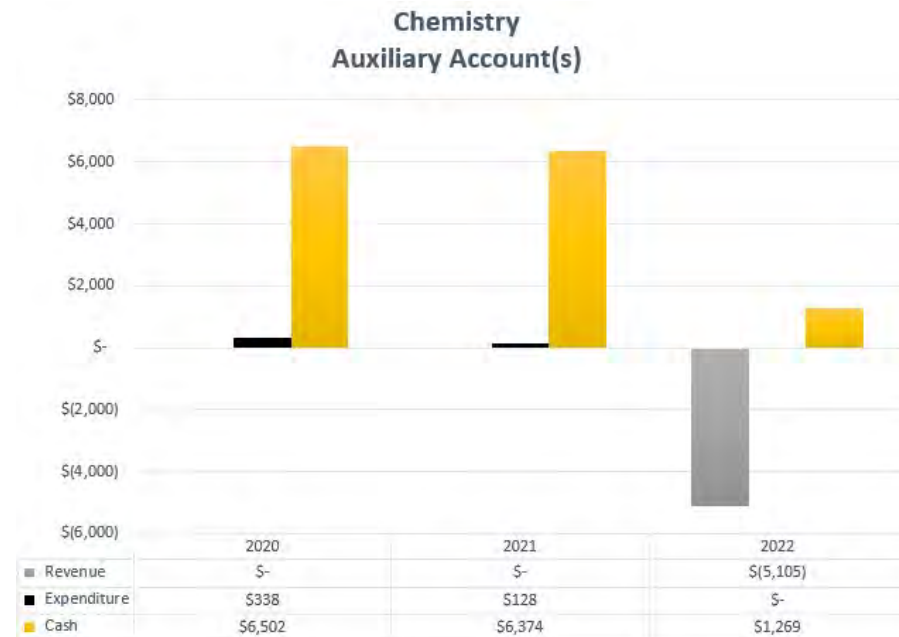


Chemistry

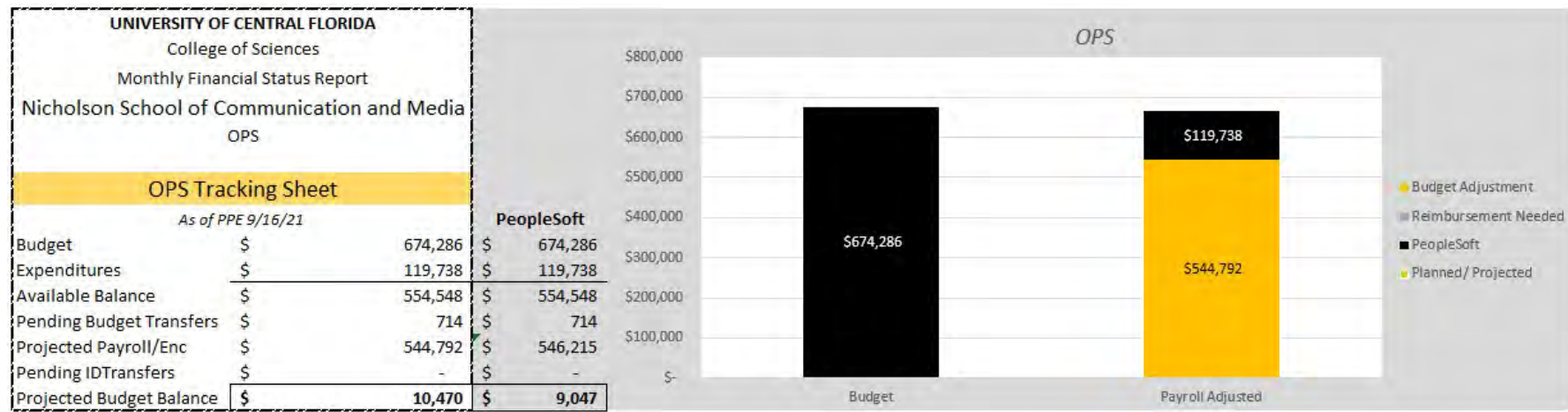
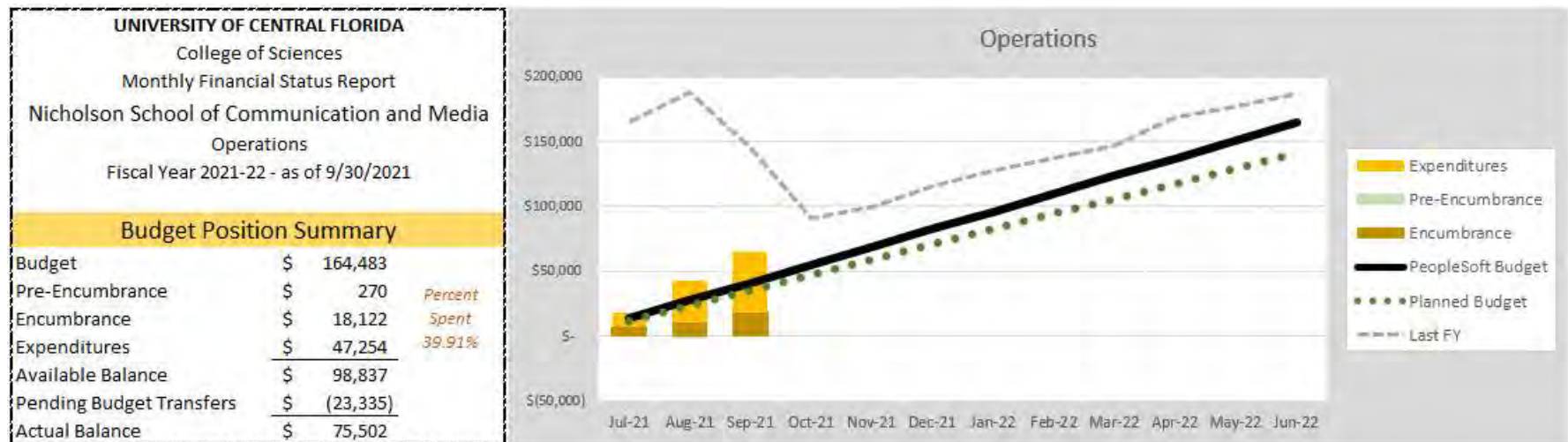
Lab Fees (Grad) Revenues vs Expenditures vs Cash Balance



CHEMISTRY — AUXILIARY & OVERHEAD

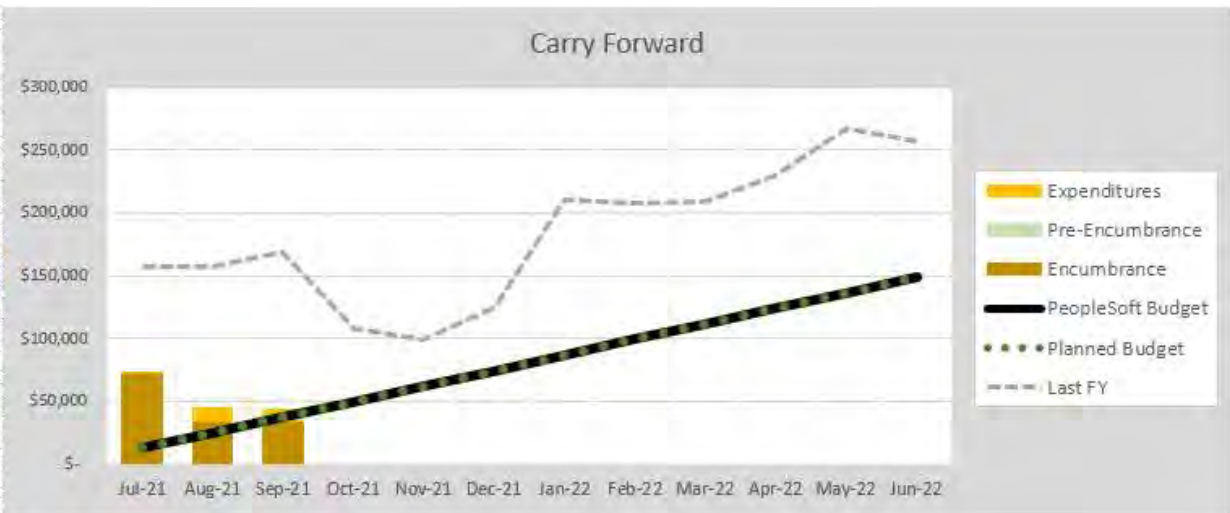


NICHOLSON SCHOOL OF COMMUNICATION AND MEDIA – RECURRING RESOURCES

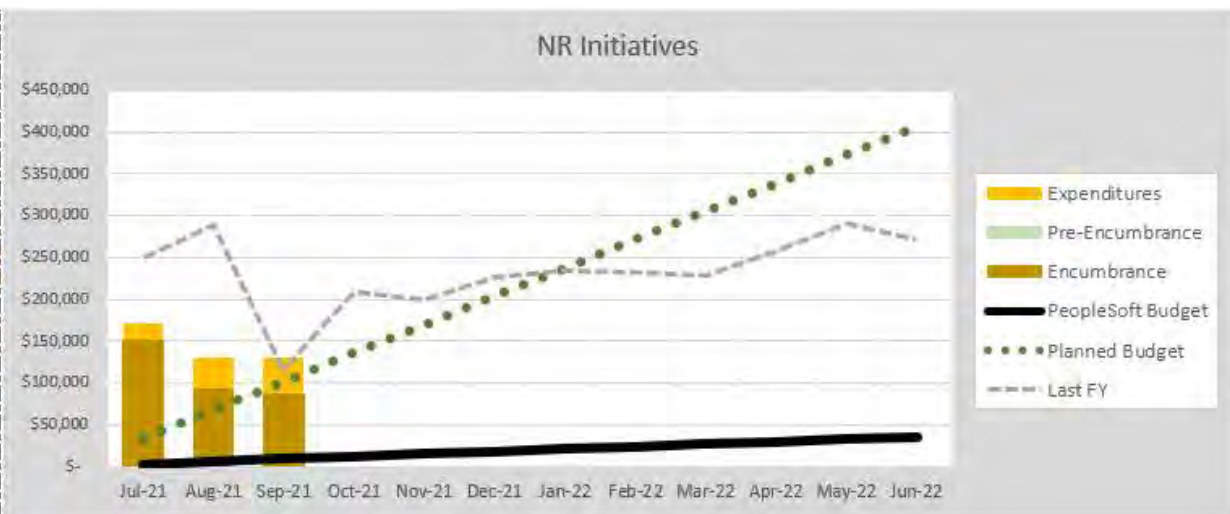


NICHOLSON SCHOOL OF COMMUNICATION AND MEDIA – NON-RECURRING RESOURCES

UNIVERSITY OF CENTRAL FLORIDA College of Sciences Monthly Financial Status Report Nicholson School of Communication and Media Carry Forward Fiscal Year 2021-22 - as of 9/30/2021			
Budget Position Summary			
Budget	\$ 148,767		
Pre-Encumbrance	\$ -	Percent	
Encumbrance	\$ 33,132	Spent	
Expenditures	\$ 10,944	29.63%	
Available Balance	\$ 104,691		
Pending Budget Transfers	\$ -		
Actual Balance	\$ 104,691		

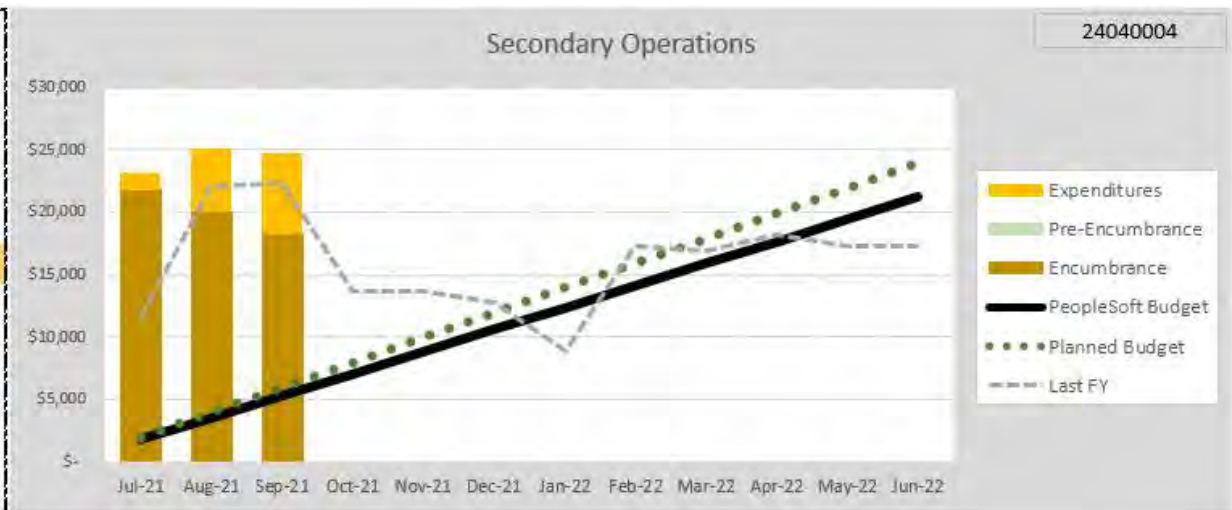


UNIVERSITY OF CENTRAL FLORIDA College of Sciences Monthly Financial Status Report Nicholson School of Communication and Media NR Initiatives Fiscal Year 2021-22 - as of 9/30/2021			
Budget Position Summary			
Budget	\$ 35,898		
Pre-Encumbrance	\$ -	Percent	
Encumbrance	\$ 87,348	Spent	
Expenditures	\$ 43,294	363.93%	
Available Balance	\$ (94,744)		
Pending Budget Transfers	\$ 370,585		
Actual Balance	\$ 275,841		



NICHOLSON SCHOOL OF COMMUNICATION AND MEDIA — NON-RECURRING RESOURCES

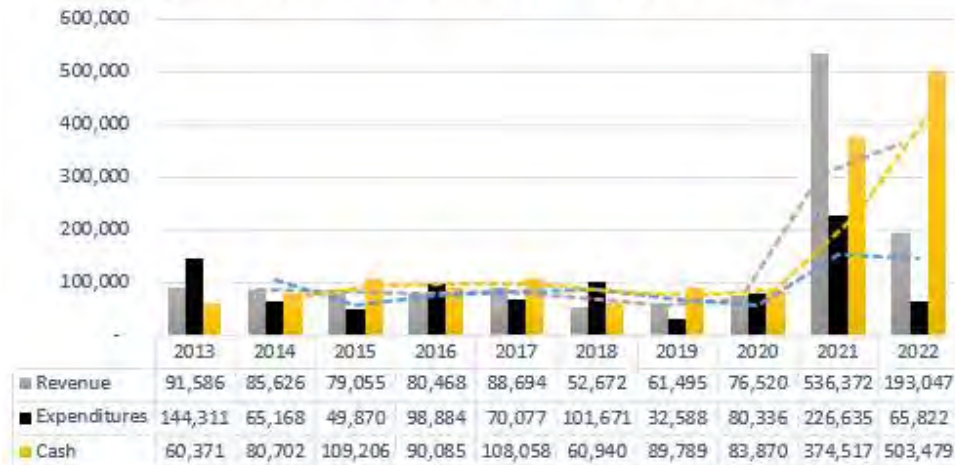
UNIVERSITY OF CENTRAL FLORIDA			
College of Sciences			
Monthly Financial Status Report			
Nicholson School of Communication and Media			
Secondary Operations			
Fiscal Year 2021-22 - as of 9/30/2021			
Budget Position Summary			
Budget	\$	21,178	
Pre-Encumbrance	\$	-	Percent
Encumbrance	\$	18,249	Spent
Expenditures	\$	6,472	116.73%
Available Balance	\$	(3,543)	
Pending Budget Transfers	\$	2,715	
Actual Balance	\$	(828)	



NSCM – STUDENT FEES

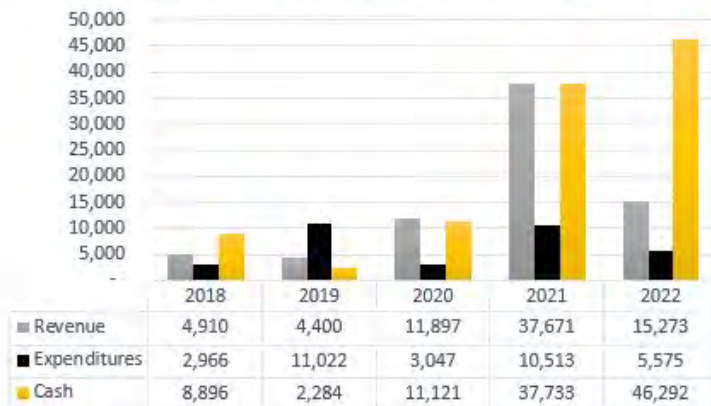
Nicholson School of Communication and Media

Equipment Fees UG Revenues vs Expenditures vs Cash Balance



Nicholson School of Communication and Media

Lab Fees UG Revenues vs Expenditures vs Cash Balance

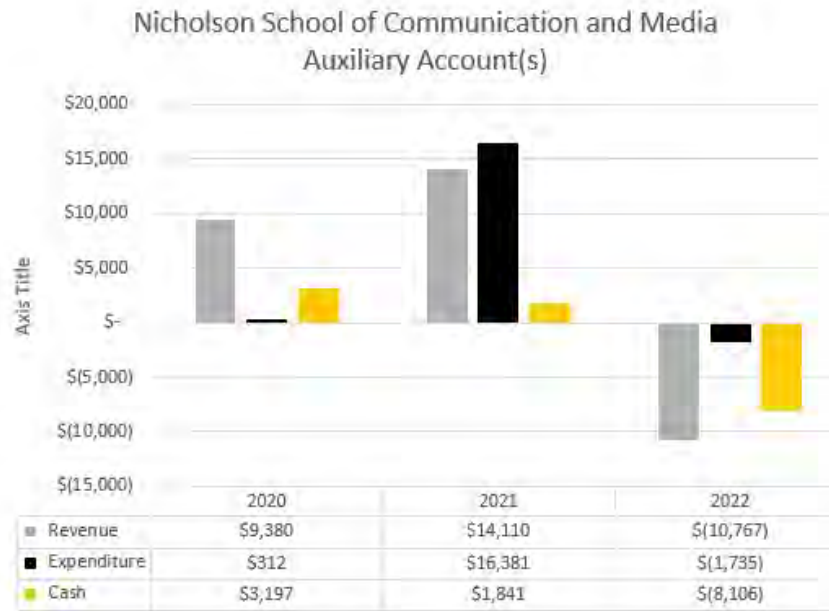


Nicholson School of Communication and Media

Equipment Fees Graduate Revenues vs Expenditures vs Cash Balance

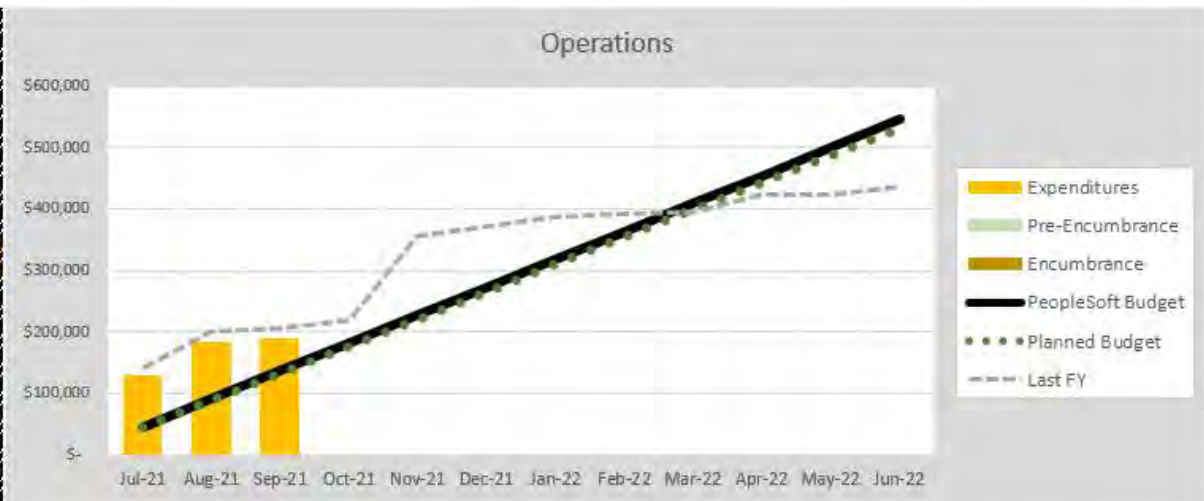


NSCM – AUXILIARY & OVERHEAD



FIEA — RECURRING RESOURCES

UNIVERSITY OF CENTRAL FLORIDA College of Sciences Monthly Financial Status Report FIEA Operations Fiscal Year 2021-22 - as of 9/30/2021			
Budget Position Summary			
Budget	\$	545,163	
Pre-Encumbrance	\$	-	Percent
Encumbrance	\$	602	Spent
Expenditures	\$	187,464	34.50%
Available Balance	\$	357,097	
Pending Budget Transfers	\$	(14,192)	
Actual Balance	\$	342,905	

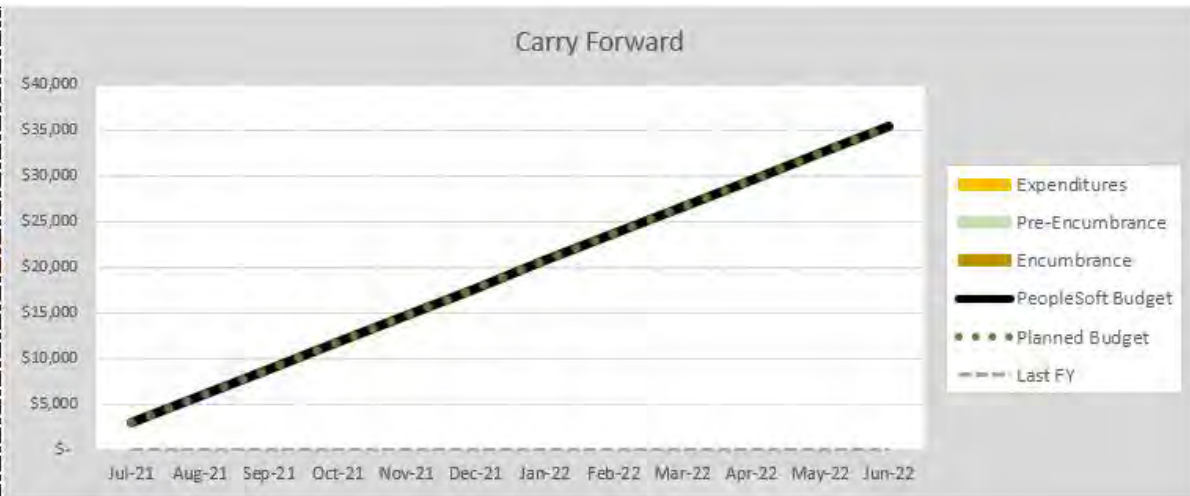


UNIVERSITY OF CENTRAL FLORIDA College of Sciences Monthly Financial Status Report FIEA OPS			
OPS Tracking Sheet			
<i>As of PPE 9/16/21</i>			
Budget	\$	187,001	PeopleSoft \$ 187,001
Expenditures	\$	31,990	\$ 31,990
Available Balance	\$	155,011	\$ 155,011
Pending Budget Transfers	\$	(1)	\$ (1)
Projected Payroll/Enc	\$	137,320	\$ 131,999
Pending IDTransfers	\$	-	\$ -
Projected Budget Balance	\$	17,690	\$ 23,011

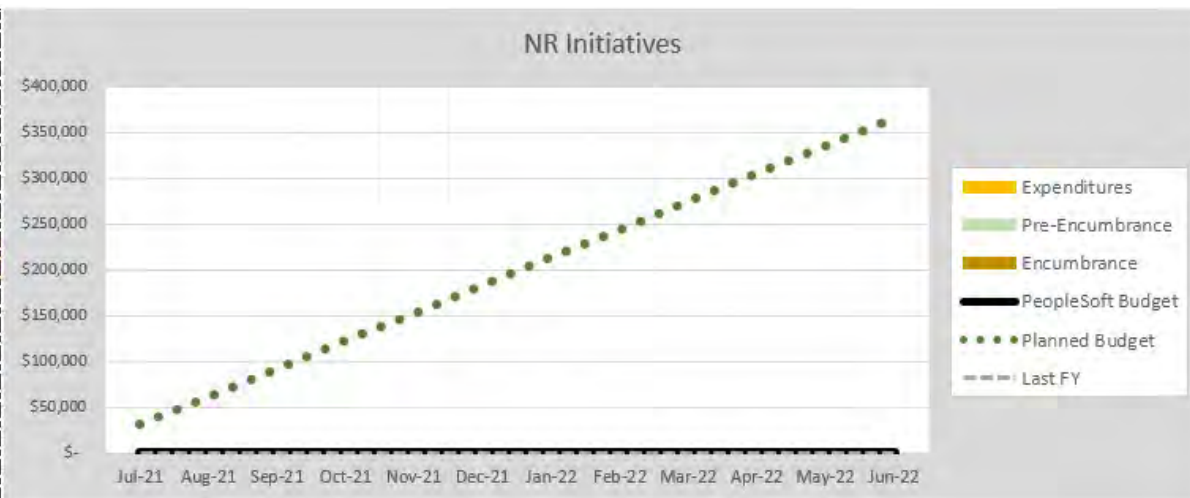


FIEA — NON-RECURRING RESOURCES

UNIVERSITY OF CENTRAL FLORIDA College of Sciences Monthly Financial Status Report FIEA Carry Forward Fiscal Year 2021-22 - as of 9/30/2021		
Budget Position Summary		
Budget	\$ 35,380	
Pre-Encumbrance	\$ -	
Encumbrance	\$ -	Percent
Expenditures	\$ -	Spent 0.00%
Available Balance	\$ 35,380	
Pending Budget Transfers	\$ -	
Actual Balance	\$ 35,380	



UNIVERSITY OF CENTRAL FLORIDA College of Sciences Monthly Financial Status Report FIEA NR Initiatives Fiscal Year 2021-22 - as of 9/30/2021		
Budget Position Summary		
Budget	\$ -	
Pre-Encumbrance	\$ -	
Encumbrance	\$ -	Select one dept only
Expenditures	\$ -	
Available Balance	\$ -	
Pending Budget Transfers	\$ 366,140	
Actual Balance	\$ 366,140	

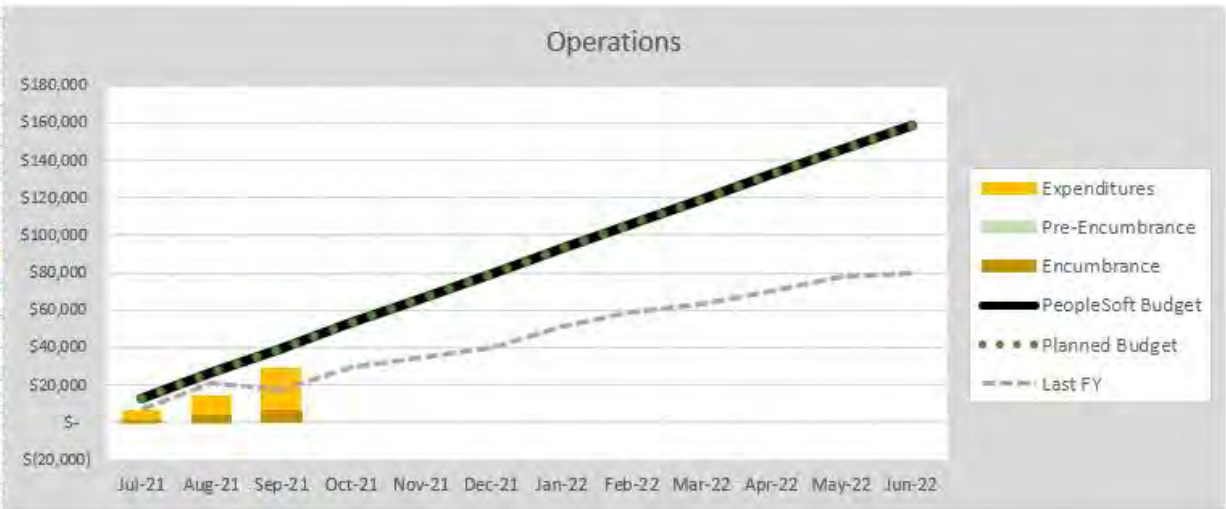


FIEA – AUXILIARY

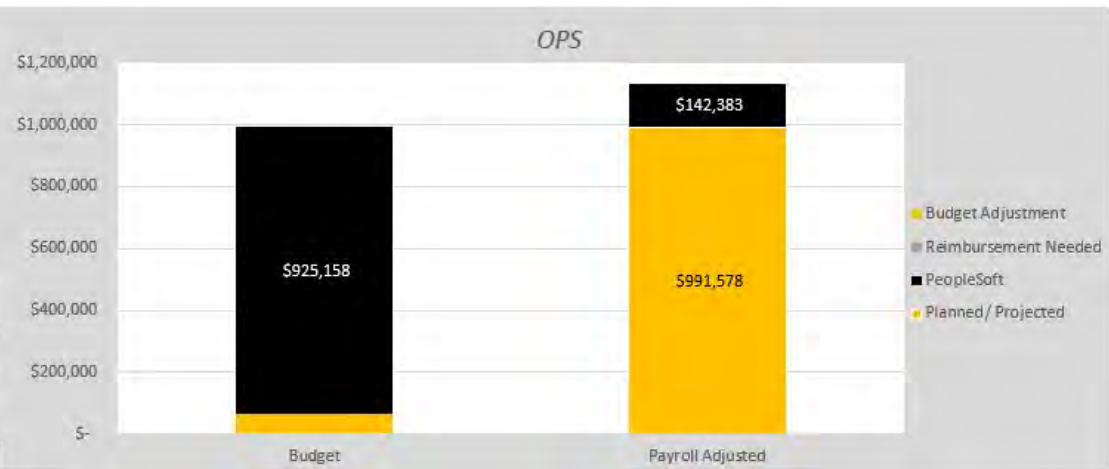


MATH — RECURRING RESOURCES

UNIVERSITY OF CENTRAL FLORIDA College of Sciences Monthly Financial Status Report Math Operations Fiscal Year 2021-22 - as of 9/30/2021			
Budget Position Summary			
Budget	\$ 159,013		
Pre-Encumbrance	\$ 208	Percent	
Encumbrance	\$ 6,633	Spent	
Expenditures	\$ 22,505	18.46%	
Available Balance	\$ 129,667		
Pending Budget Transfers	\$ 27		
Actual Balance	\$ 129,694		



UNIVERSITY OF CENTRAL FLORIDA College of Sciences Monthly Financial Status Report Math OPS			
OPS Tracking Sheet			
<i>As of PPE 9/16/21</i>		PeopleSoft	
Budget	\$ 925,158	\$	925,158
Expenditures	\$ 142,383	\$	142,383
Available Balance	\$ 782,775	\$	782,775
Pending Budget Transfers	\$ 66,369	\$	66,369
Projected Payroll/Enc	\$ 991,578	\$	753,392
Pending IDTransfers	\$ -	\$	-
Projected Budget Balance	\$ (142,434)	\$	95,752

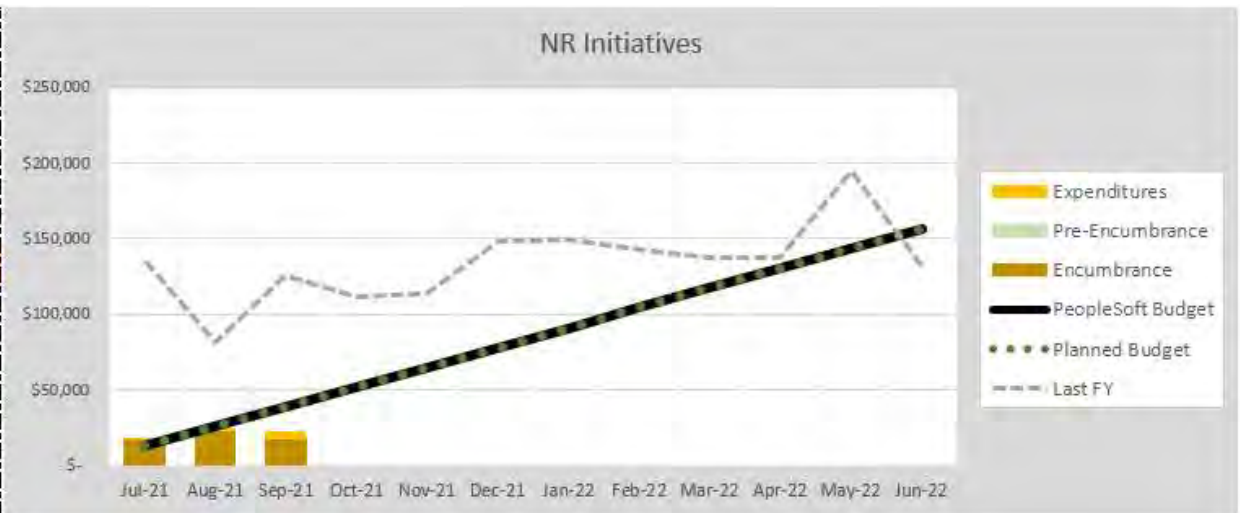


MATH — NON-RECURRING RESOURCES

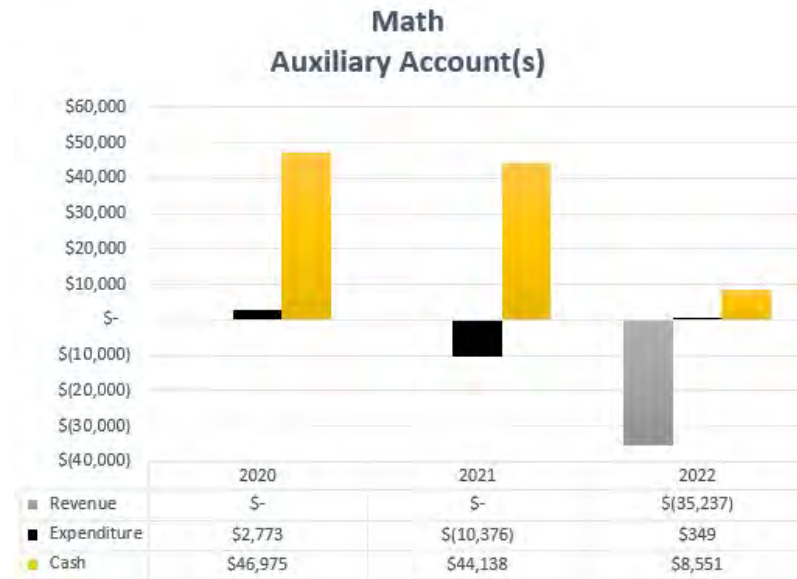
UNIVERSITY OF CENTRAL FLORIDA College of Sciences Monthly Financial Status Report Math Carry Forward Fiscal Year 2021-22 - as of 9/30/2021			
Budget Position Summary			
Budget	\$ 315,546		
Pre-Encumbrance	\$ -	Percent	
Encumbrance	\$ 174,559	Spent	
Expenditures	\$ 26,772		63.80%
Available Balance	\$ 114,215		
Pending Budget Transfers	\$ -		
Actual Balance	\$ 114,215		



UNIVERSITY OF CENTRAL FLORIDA College of Sciences Monthly Financial Status Report Math NR Initiatives Fiscal Year 2021-22 - as of 9/30/2021			
Budget Position Summary			
Budget	\$ 156,264		
Pre-Encumbrance	\$ -	Percent	
Encumbrance	\$ 17,685	Spent	
Expenditures	\$ 4,885		14.44%
Available Balance	\$ 133,694		
Pending Budget Transfers	\$ -		
Actual Balance	\$ 133,694		

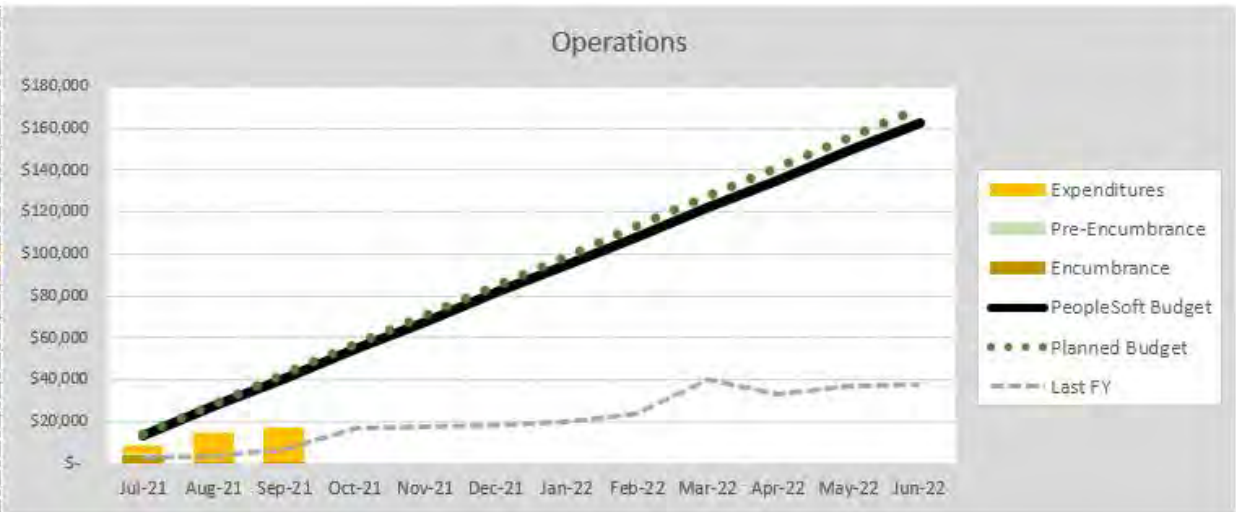


MATH – AUXILIARY & OVERHEAD

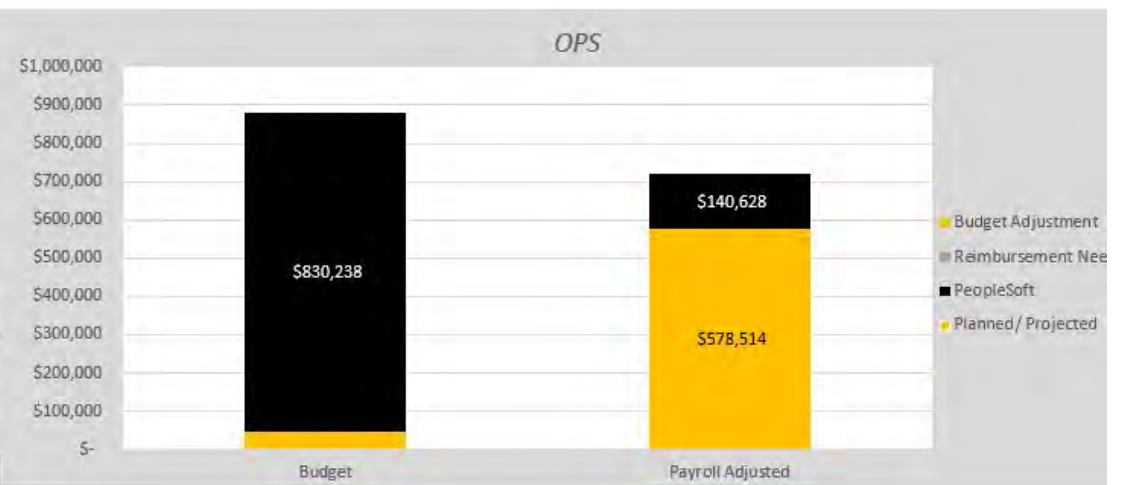


PHYSICS — RECURRING RESOURCES

UNIVERSITY OF CENTRAL FLORIDA College of Sciences Monthly Financial Status Report Physics Operations Fiscal Year 2021-22 - as of 9/30/2021			
Budget Position Summary			
Budget	\$	162,505	
Pre-Encumbrance	\$	-	Percent
Encumbrance	\$	564	Spent
Expenditures	\$	16,738	10.65%
Available Balance	\$	145,203	
Pending Budget Transfers	\$	7,206	
Actual Balance	\$	152,409	

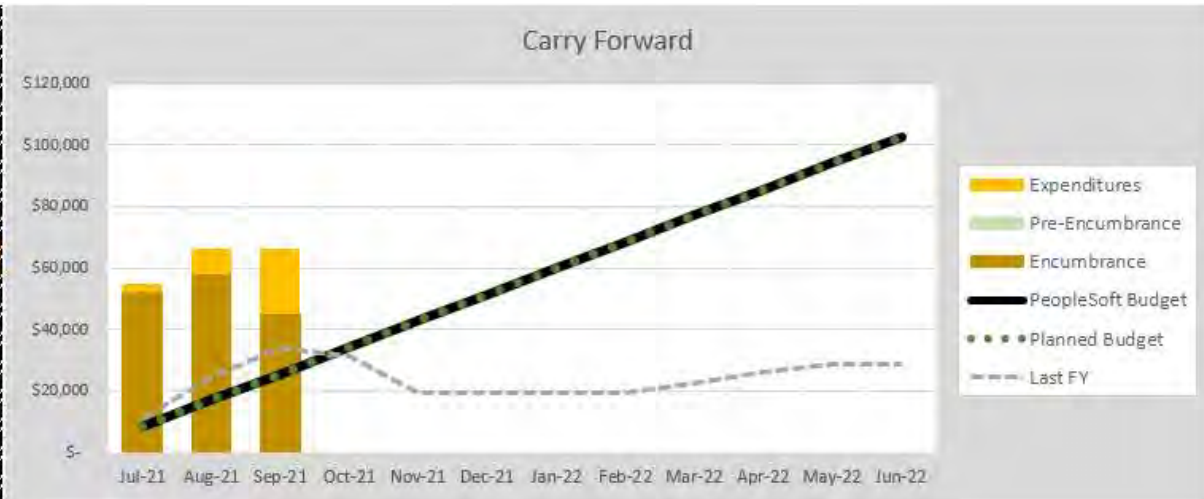


UNIVERSITY OF CENTRAL FLORIDA College of Sciences Monthly Financial Status Report Physics OPS			
OPS Tracking Sheet			
<i>As of PPE 9/16/21</i>			
Budget	\$	830,238	PeopleSoft \$ 830,238
Expenditures	\$	140,628	\$ 140,675
Available Balance	\$	689,610	\$ 689,563
Pending Budget Transfers	\$	47,983	\$ 47,983
Projected Payroll/Enc	\$	578,514	\$ 617,731
Pending IDTransfers	\$	-	\$ -
Projected Budget Balance	\$	159,079	\$ 119,815

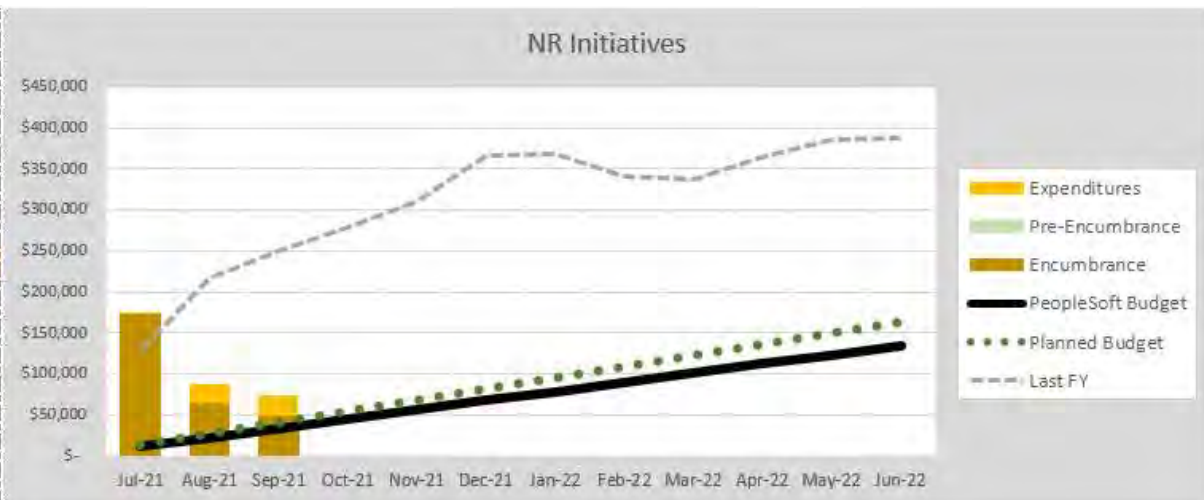


PHYSICS — NON-RECURRING RESOURCES

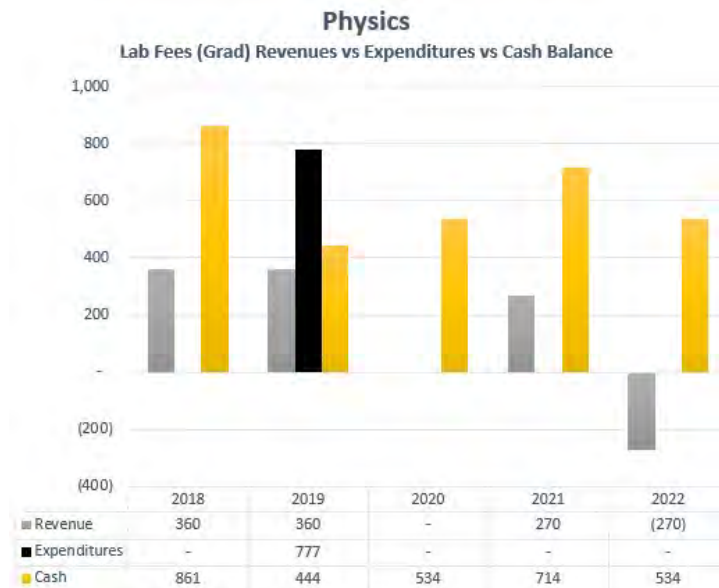
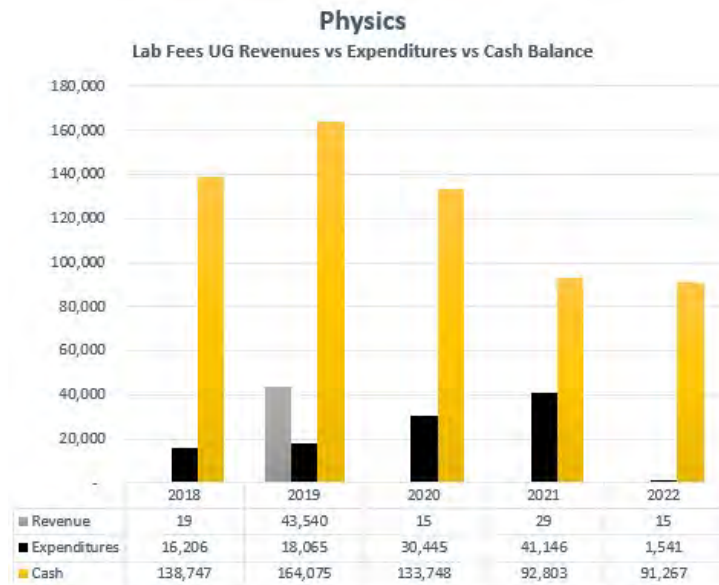
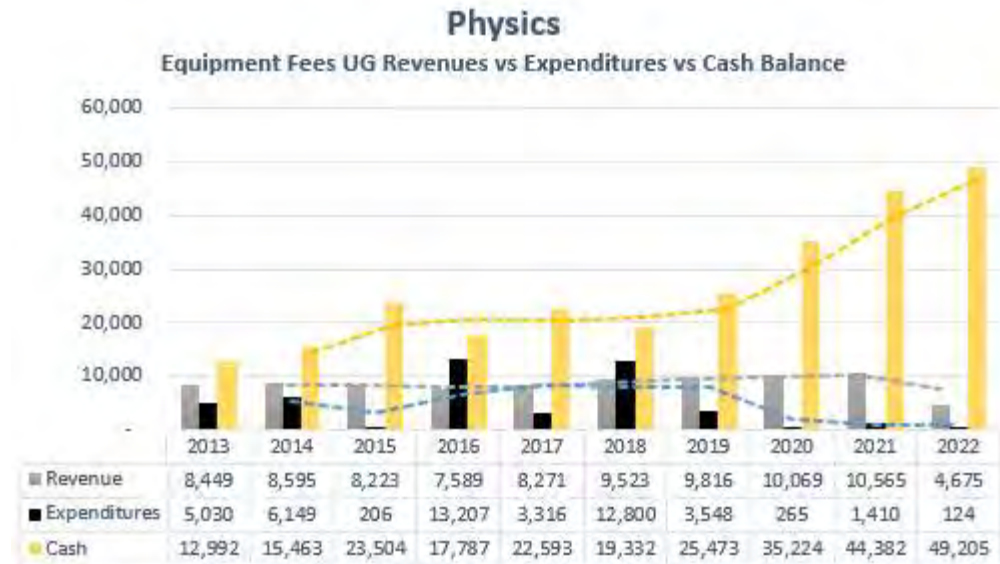
UNIVERSITY OF CENTRAL FLORIDA			
College of Sciences			
Monthly Financial Status Report			
Physics			
Carry Forward			
Fiscal Year 2021-22 - as of 9/30/2021			
Budget Position Summary			
Budget	\$	102,650	
Pre-Encumbrance	\$	-	Percent
Encumbrance	\$	44,978	Spent
Expenditures	\$	21,134	64.40%
Available Balance	\$	36,538	
Pending Budget Transfers	\$	-	
Actual Balance	\$	36,538	



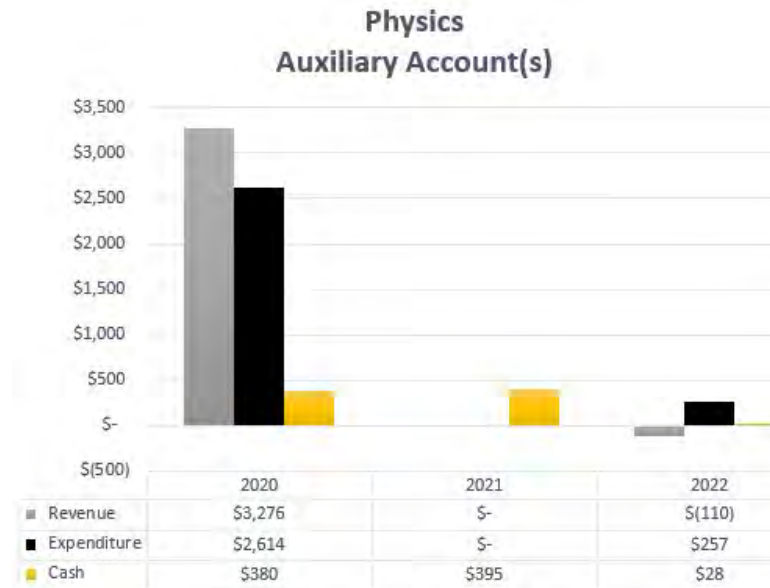
UNIVERSITY OF CENTRAL FLORIDA			
College of Sciences			
Monthly Financial Status Report			
Physics			
NR Initiatives			
Fiscal Year 2021-22 - as of 9/30/2021			
Budget Position Summary			
Budget	\$	134,452	
Pre-Encumbrance	\$	-	Percent
Encumbrance	\$	47,993	Spent
Expenditures	\$	26,056	55.07%
Available Balance	\$	60,403	
Pending Budget Transfers	\$	28,985	
Actual Balance	\$	89,388	



PHYSICS – STUDENT FEES

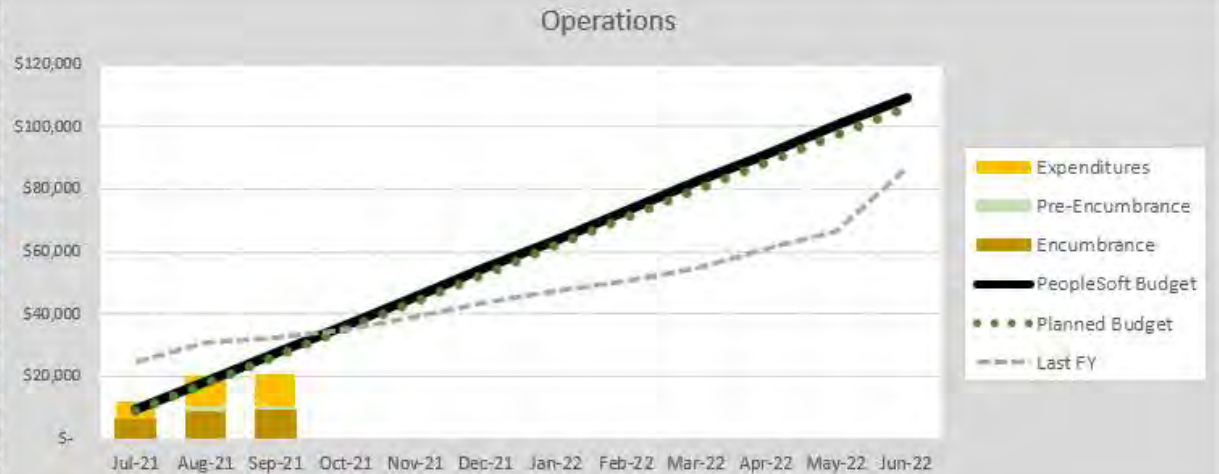


PHYSICS – AUXILIARY & OVERHEAD



SCHOOL OF POLITICS, SECURITY, AND INTERNATIONAL AFFAIRS — RECURRING RESOURCES

UNIVERSITY OF CENTRAL FLORIDA College of Sciences Monthly Financial Status Report Political Science Operations Fiscal Year 2021-22 - as of 9/30/2021			
Budget Position Summary			
Budget	\$	109,493	
Pre-Encumbrance	\$	1,195	Percent
Encumbrance	\$	9,314	Spent
Expenditures	\$	10,470	19.16%
Available Balance	\$	88,515	
Pending Budget Transfers	\$	(3,320)	
Actual Balance	\$	85,195	



UNIVERSITY OF CENTRAL FLORIDA College of Sciences Monthly Financial Status Report Political Science OPS			
OPS Tracking Sheet			
<i>As of PPE 9/16/21</i>			
Budget	\$	519,898	PeopleSoft \$ 509,898
Expenditures	\$	80,463	\$ 80,463
Available Balance	\$	439,435	\$ 429,435
Pending Budget Transfers	\$	2,350	\$ 2,350
Projected Payroll/Enc	\$	436,378	\$ 298,303
Pending IDTransfers	\$	-	\$ -
Projected Budget Balance	\$	5,407	\$ 133,482

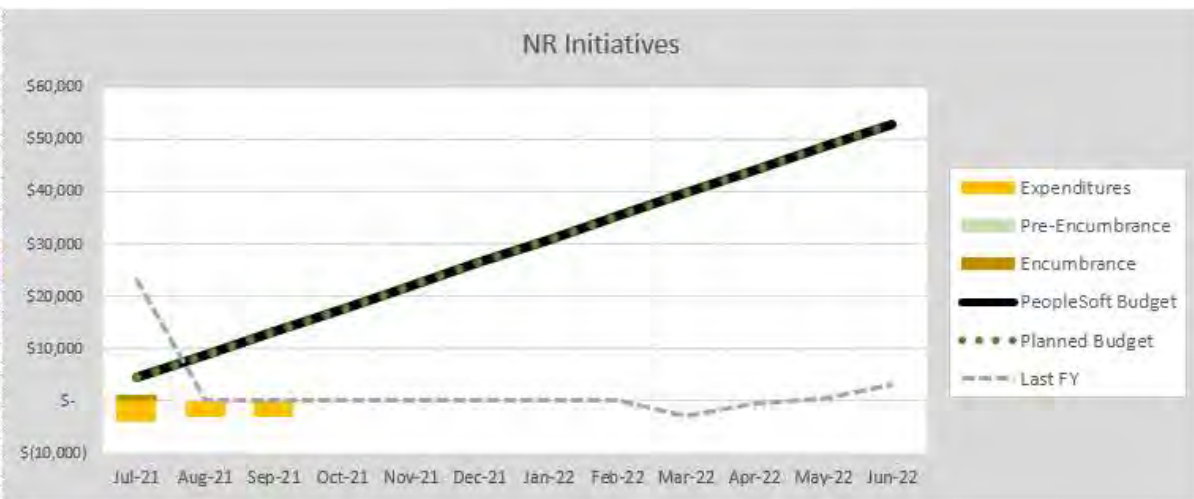


SCHOOL OF POLITICS, SECURITY, AND INTERNATIONAL AFFAIRS — NON-RECURRING RESOURCES

UNIVERSITY OF CENTRAL FLORIDA			
College of Sciences			
Monthly Financial Status Report			
Political Science			
Carry Forward			
Fiscal Year 2021-22 - as of 9/30/2021			
Budget Position Summary			
Budget	\$ 101,802		
Pre-Encumbrance	\$ -	Percent	
Encumbrance	\$ 24,692	Spent	
Expenditures	\$ 6,292	30.44%	
Available Balance	\$ 70,818		
Pending Budget Transfers	\$ -		
Actual Balance	\$ 70,818		



UNIVERSITY OF CENTRAL FLORIDA			
College of Sciences			
Monthly Financial Status Report			
Political Science			
NR Initiatives			
Fiscal Year 2021-22 - as of 9/30/2021			
Budget Position Summary			
Budget	\$ 52,943		
Pre-Encumbrance	\$ -	Percent	
Encumbrance	\$ -	Spent -	
Expenditures	\$ (2,902)	5.48%	
Available Balance	\$ 55,845		
Pending Budget Transfers	\$ -		
Actual Balance	\$ 55,845		



SCHOOL OF POLITICS, SECURITY, AND INTERNATIONAL AFFAIRS – STUDENT FEES

School of Politics, Security, and International Affairs

Equipment Fees UG Revenues vs Expenditures vs Cash Balance

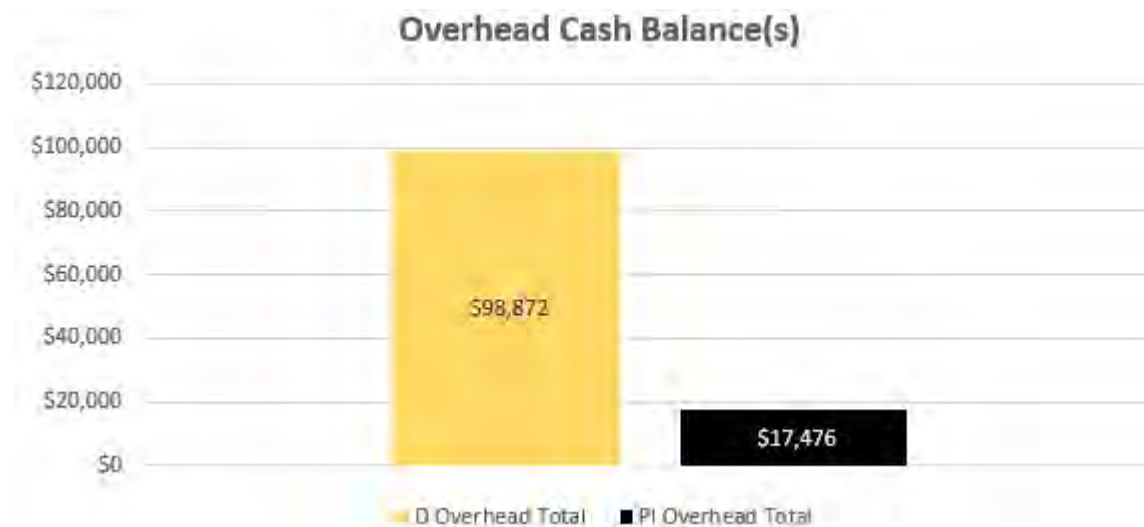


School of Politics, Security, and International Affairs

Equipment Fees Graduate Revenues vs Expenditures vs Cash Balance

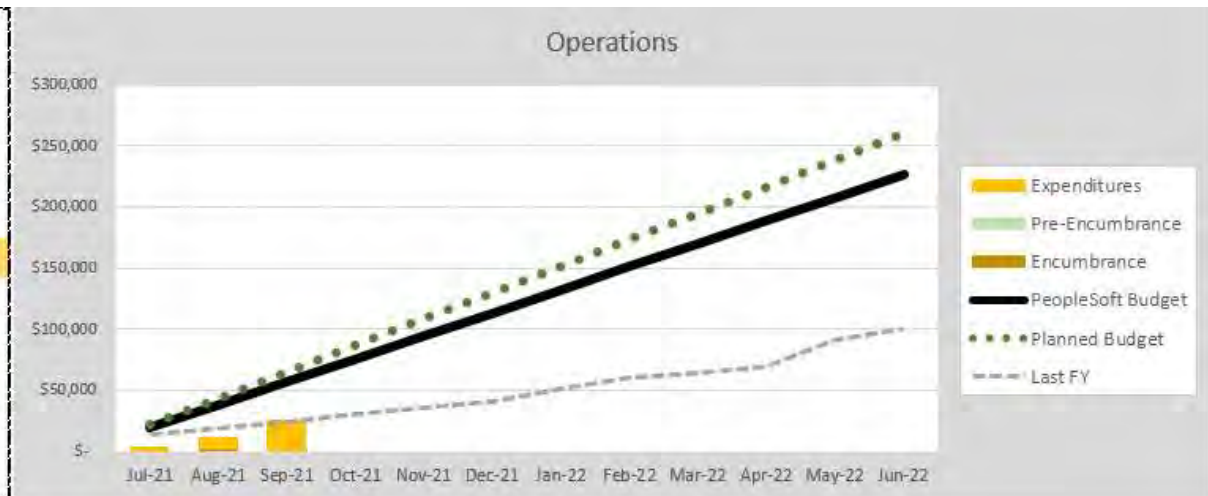


SCHOOL OF POLITICS, SECURITY, AND INTERNATIONAL AFFAIRS — AUXILIARY & OVERHEAD

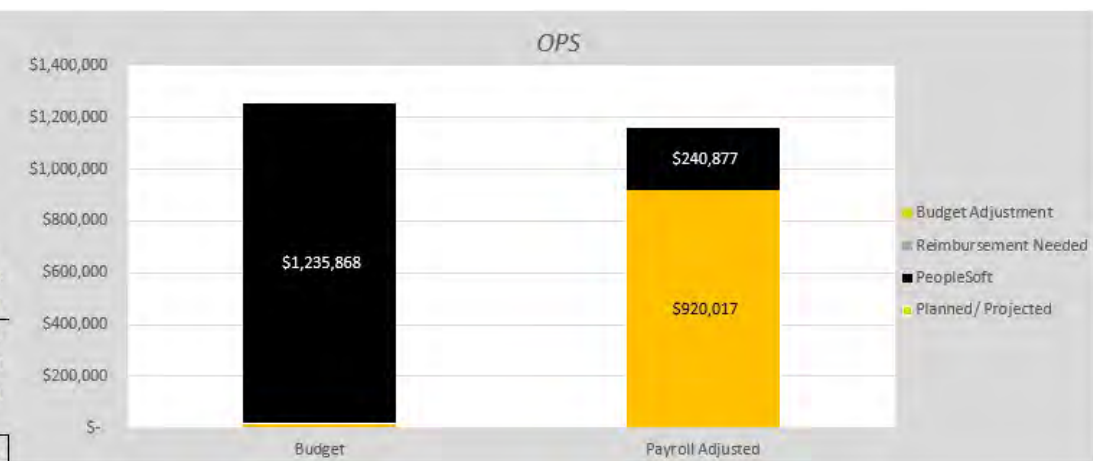


PSYCHOLOGY — RECURRING RESOURCES

UNIVERSITY OF CENTRAL FLORIDA College of Sciences Monthly Financial Status Report Psychology Operations Fiscal Year 2021-22 - as of 9/30/2021			
Budget Position Summary			
Budget	\$	226,572	
Pre-Encumbrance	\$	-	Percent
Encumbrance	\$	510	Spent
Expenditures	\$	25,873	11.64%
Available Balance	\$	200,189	
Pending Budget Transfers	\$	33,075	
Actual Balance	\$	233,264	



UNIVERSITY OF CENTRAL FLORIDA College of Sciences Monthly Financial Status Report Psychology OPS			
OPS Tracking Sheet			
<i>As of PPE 9/16/21</i>		PeopleSoft	
Budget	\$	1,235,868	\$ 1,235,868
Expenditures	\$	240,877	\$ 240,877
Available Balance	\$	994,991	\$ 994,991
Pending Budget Transfers	\$	19,000	\$ 19,000
Projected Payroll/Enc	\$	920,017	\$ 920,450
Pending IDTransfers	\$	-	\$ -
Projected Budget Balance	\$	93,974	\$ 93,541

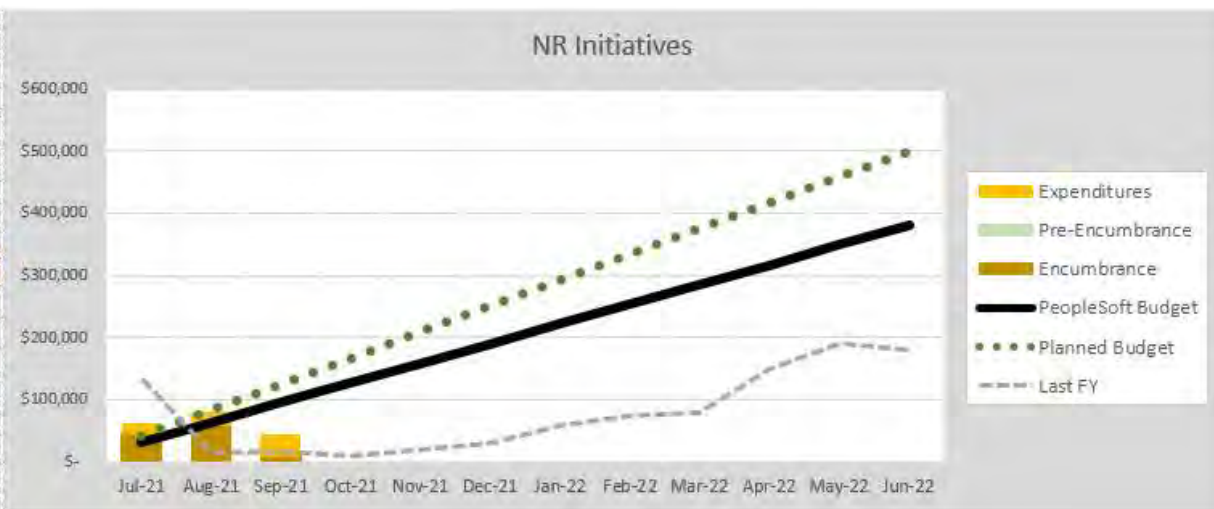


PSYCHOLOGY – NON-RECURRING RESOURCES


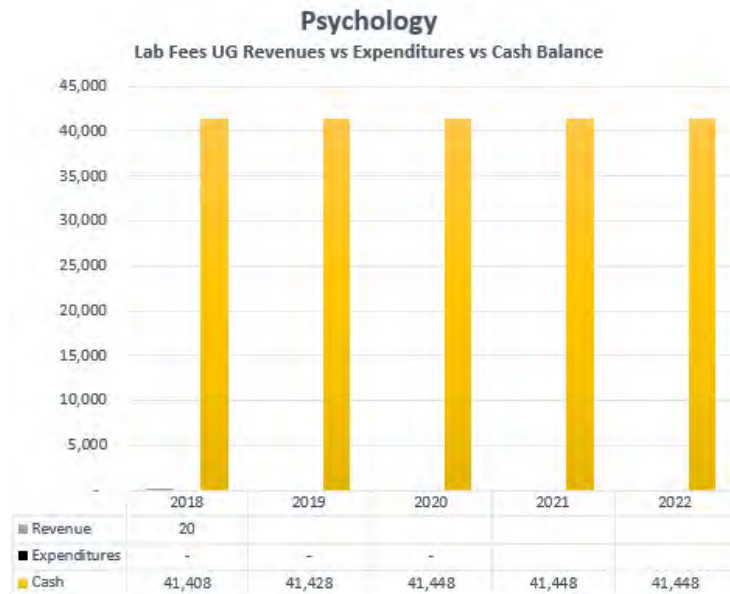
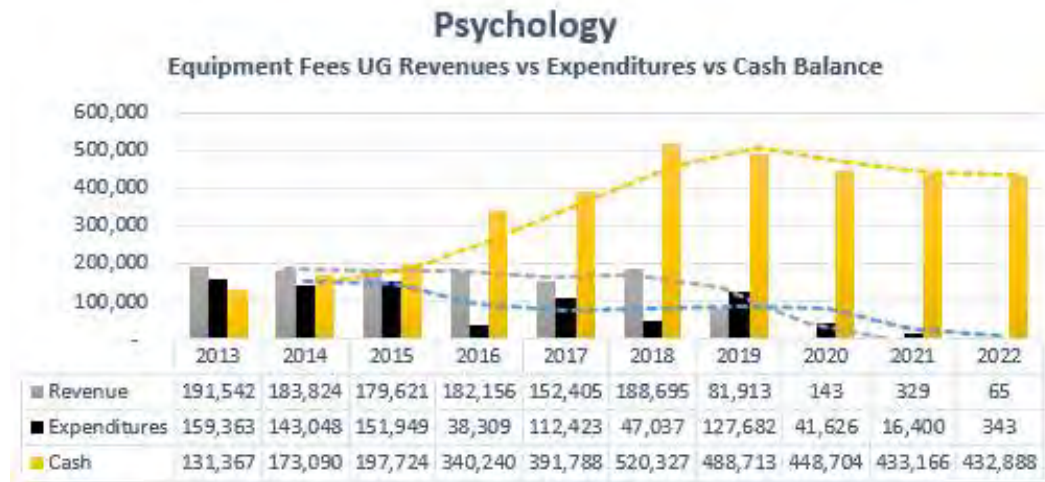
UNIVERSITY OF CENTRAL FLORIDA College of Sciences Monthly Financial Status Report Psychology Carry Forward Fiscal Year 2021-22 - as of 9/30/2021			
Budget Position Summary			
Budget	\$ 687,869		
Pre-Encumbrance	\$ 1,875	Percent	
Encumbrance	\$ 48,020	Spent	
Expenditures	\$ 32,174	11.93%	
Available Balance	\$ 605,800		
Pending Budget Transfers	\$ 346,269		
Actual Balance	\$ 952,069		



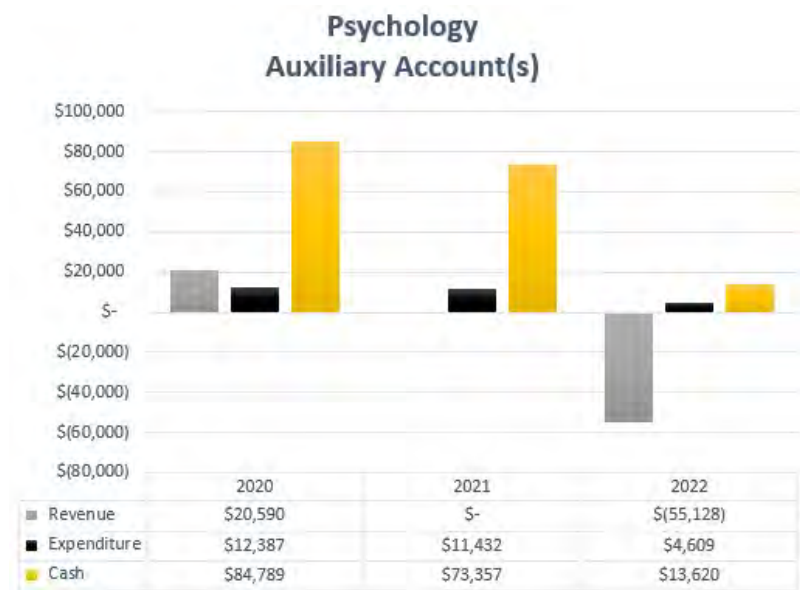
UNIVERSITY OF CENTRAL FLORIDA College of Sciences Monthly Financial Status Report Psychology NR Initiatives Fiscal Year 2021-22 - as of 9/30/2021			
Budget Position Summary			
Budget	\$ 380,712		
Pre-Encumbrance	\$ -	Percent	
Encumbrance	\$ 8,821	Spent	
Expenditures	\$ 36,567	11.92%	
Available Balance	\$ 335,324		
Pending Budget Transfers	\$ 119,874		
Actual Balance	\$ 455,198		



PSYCHOLOGY — STUDENT FEES

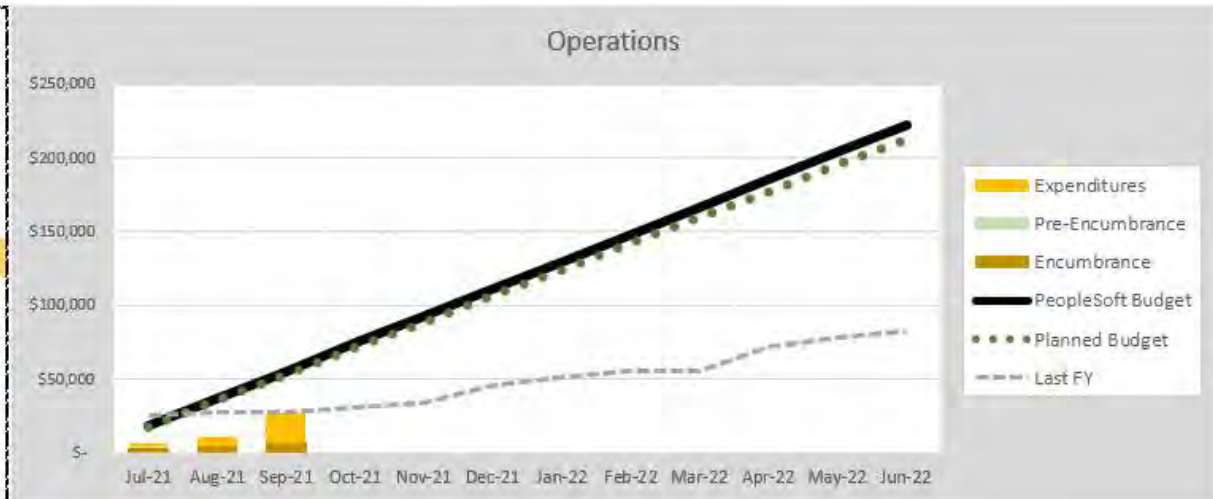


PSYCHOLOGY — AUXILIARY & OVERHEAD

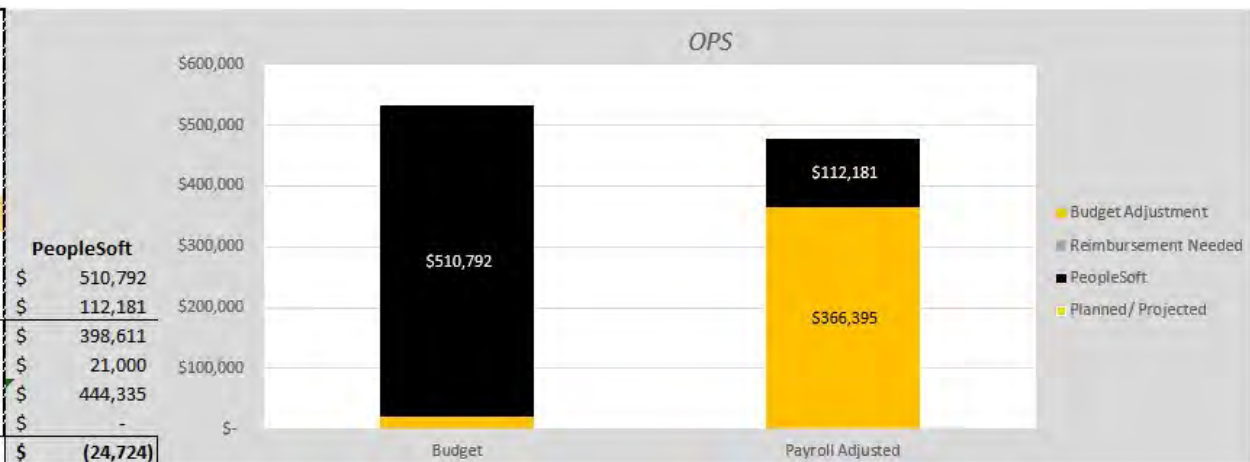


SOCIOLOGY — RECURRING RESOURCES

UNIVERSITY OF CENTRAL FLORIDA College of Sciences Monthly Financial Status Report Sociology Operations Fiscal Year 2021-22 - as of 9/30/2021			
Budget Position Summary			
Budget	\$	222,248	
Pre-Encumbrance	\$	-	Percent
Encumbrance	\$	6,575	Spent
Expenditures	\$	20,583	12.22%
Available Balance	\$	195,090	
Pending Budget Transfers	\$	(9,260)	
Actual Balance	\$	185,830	



UNIVERSITY OF CENTRAL FLORIDA College of Sciences Monthly Financial Status Report Sociology OPS			
OPS Tracking Sheet			
<i>As of PPE 9/16/21</i>			
Budget	\$	510,792	PeopleSoft \$ 510,792
Expenditures	\$	112,181	\$ 112,181
Available Balance	\$	398,611	\$ 398,611
Pending Budget Transfers	\$	21,000	\$ 21,000
Projected Payroll/Enc	\$	366,395	\$ 444,335
Pending IDTransfers	\$	-	\$ -
Projected Budget Balance	\$	53,216	\$ (24,724)

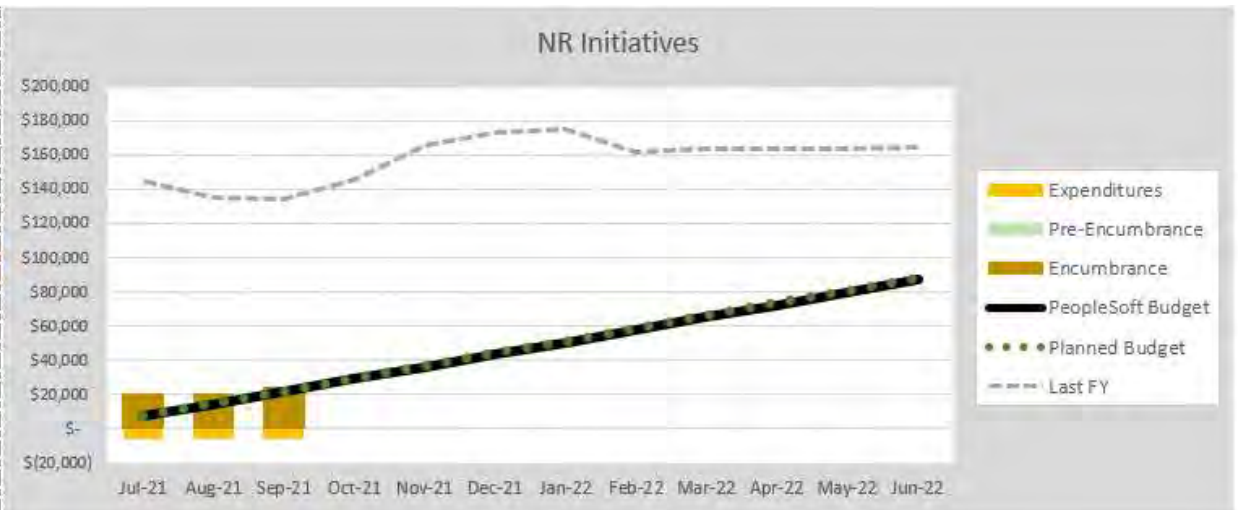


SOCIOLOGY – NON-RECURRING RESOURCES

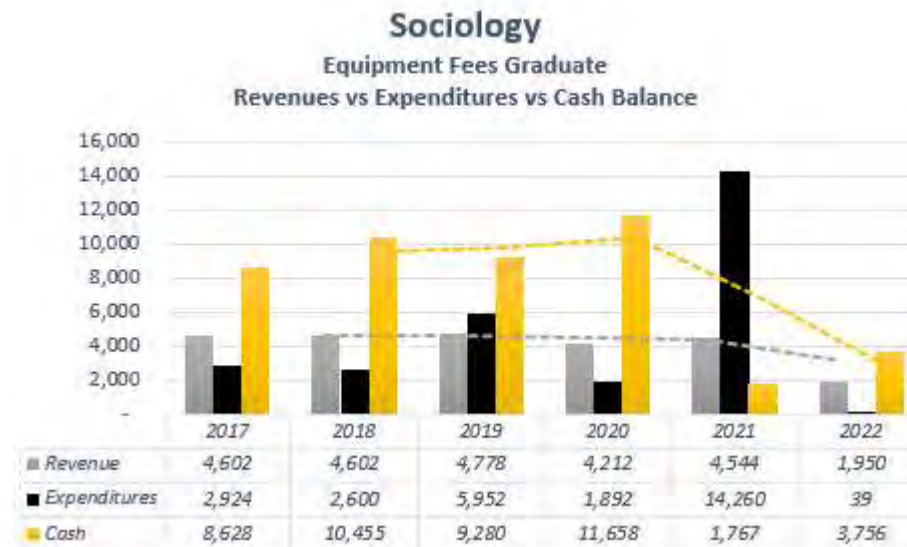
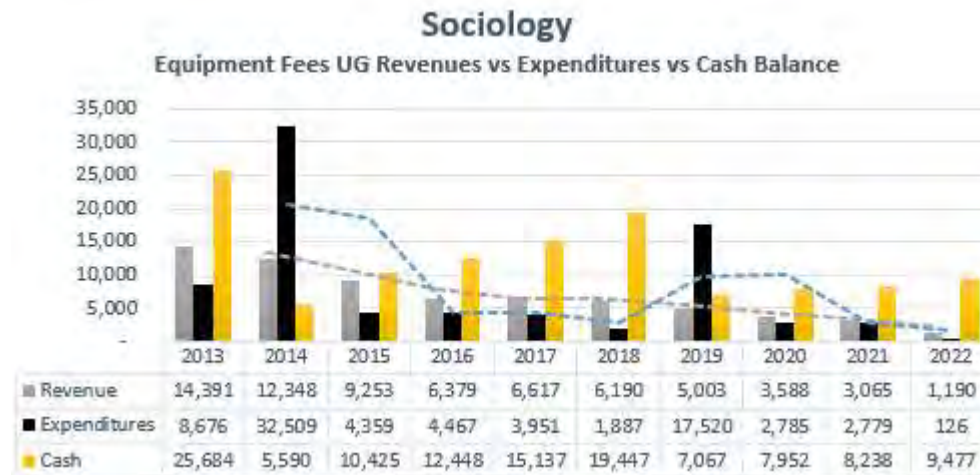
UNIVERSITY OF CENTRAL FLORIDA College of Sciences Monthly Financial Status Report Sociology Carry Forward Fiscal Year 2021-22 - as of 9/30/2021			
Budget Position Summary			
Budget	\$	241,102	
Pre-Encumbrance	\$	-	Percent
Encumbrance	\$	-	Spent 0.02%
Expenditures	\$	55	
Available Balance	\$	241,047	
Pending Budget Transfers	\$	-	
Actual Balance	\$	241,047	



UNIVERSITY OF CENTRAL FLORIDA College of Sciences Monthly Financial Status Report Sociology NR Initiatives Fiscal Year 2021-22 - as of 9/30/2021			
Budget Position Summary			
Budget	\$	86,963	
Pre-Encumbrance	\$	-	Percent
Encumbrance	\$	24,212	Spent 20.94%
Expenditures	\$	(6,000)	
Available Balance	\$	68,751	
Pending Budget Transfers	\$	1,400	
Actual Balance	\$	70,151	



SOCIOLOGY – STUDENT FEES

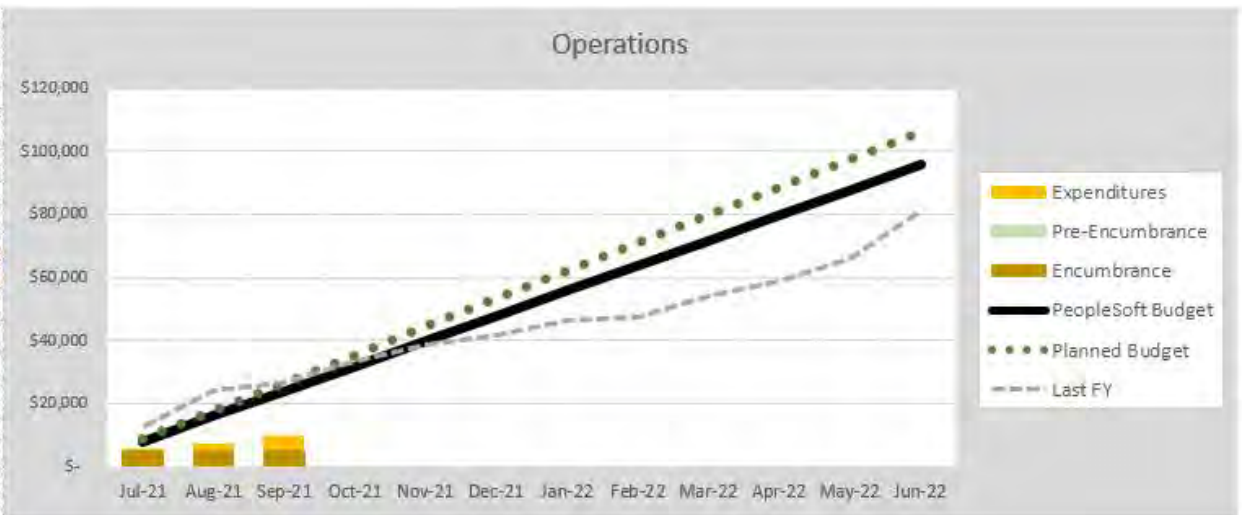


SOCIOLOGY — OVERHEAD



STATISTICS — RECURRING RESOURCES

UNIVERSITY OF CENTRAL FLORIDA College of Sciences Monthly Financial Status Report Statistics Operations Fiscal Year 2021-22 - as of 9/30/2021			
Budget Position Summary			
Budget	\$	95,607	
Pre-Encumbrance	\$	-	Percent
Encumbrance	\$	5,000	Spent
Expenditures	\$	5,122	10.59%
Available Balance	\$	85,485	
Pending Budget Transfers	\$	10,766	
Actual Balance	\$	96,251	



UNIVERSITY OF CENTRAL FLORIDA College of Sciences Monthly Financial Status Report Statistics OPS			
OPS Tracking Sheet			
<i>As of PPE 9/16/21</i>		PeopleSoft	
Budget	\$	506,066	\$ 506,066
Expenditures	\$	71,244	\$ 71,244
Available Balance	\$	434,822	\$ 434,822
Pending Budget Transfers	\$	7,050	\$ 7,050
Projected Payroll/Enc	\$	404,838	\$ 414,776
Pending IDTransfers	\$	-	\$ -
Projected Budget Balance	\$	37,034	\$ 27,097



STATISTICS – NON-RECURRING RESOURCES

UNIVERSITY OF CENTRAL FLORIDA

College of Sciences

Monthly Financial Status Report

Statistics

Carry Forward

Fiscal Year 2021-22 - as of 9/30/2021

Budget Position Summary

Budget	\$ 137,559	
Pre-Encumbrance	\$ -	Percent
Encumbrance	\$ 14,076	Spent
Expenditures	\$ 3,236	12.59%
Available Balance	\$ 120,247	
Pending Budget Transfers	\$ (8,000)	
Actual Balance	\$ 112,247	

Carry Forward



UNIVERSITY OF CENTRAL FLORIDA

College of Sciences

Monthly Financial Status Report

Statistics

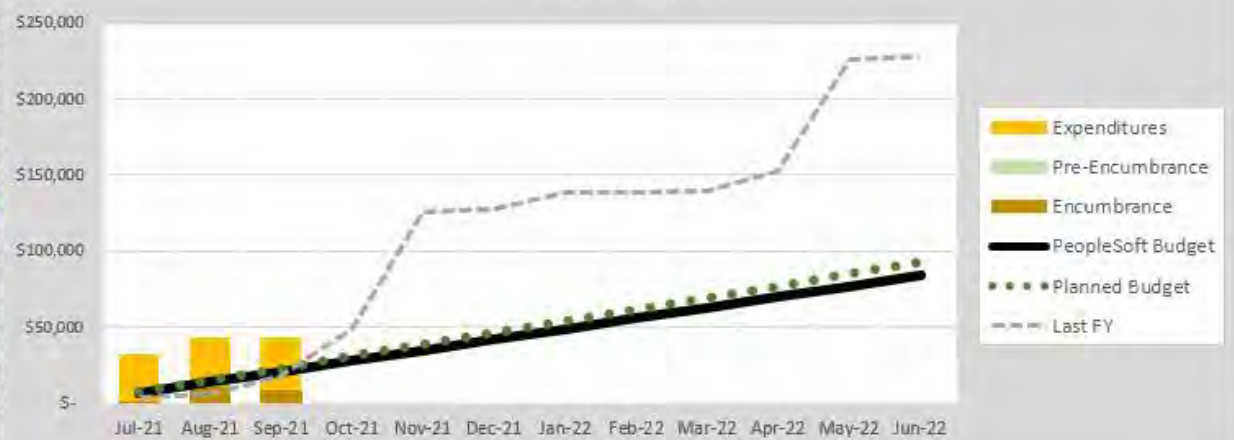
NR Initiatives

Fiscal Year 2021-22 - as of 9/30/2021

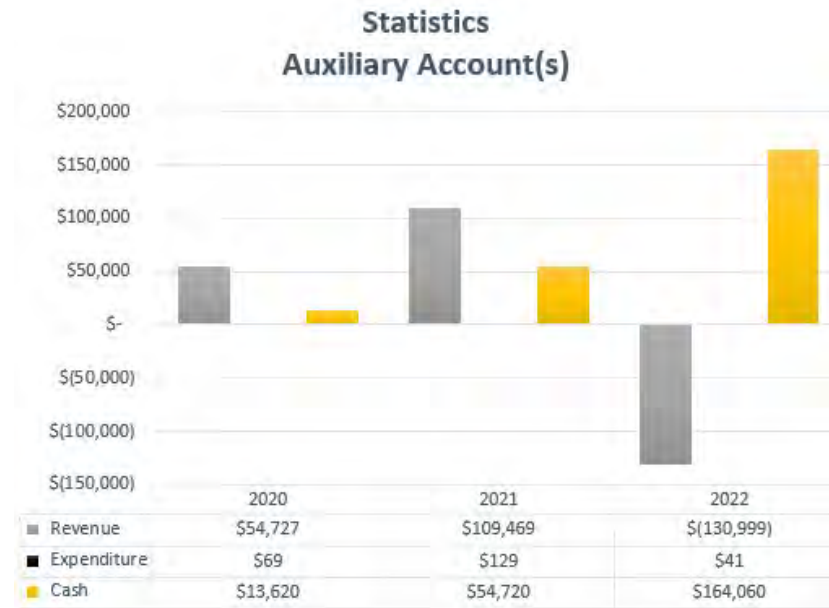
Budget Position Summary

Budget	\$ 83,752	
Pre-Encumbrance	\$ -	Percent
Encumbrance	\$ 8,502	Spent
Expenditures	\$ 35,236	52.22%
Available Balance	\$ 40,013	
Pending Budget Transfers	\$ 8,868	
Actual Balance	\$ 48,881	

NR Initiatives



STATISTICS – AUXILIARY & OVERHEAD



RESEARCH/INSTITUTE/CENTERS

Seresa Cruz

Budget and Personnel Administration

FINANCIAL STATUS REPORT

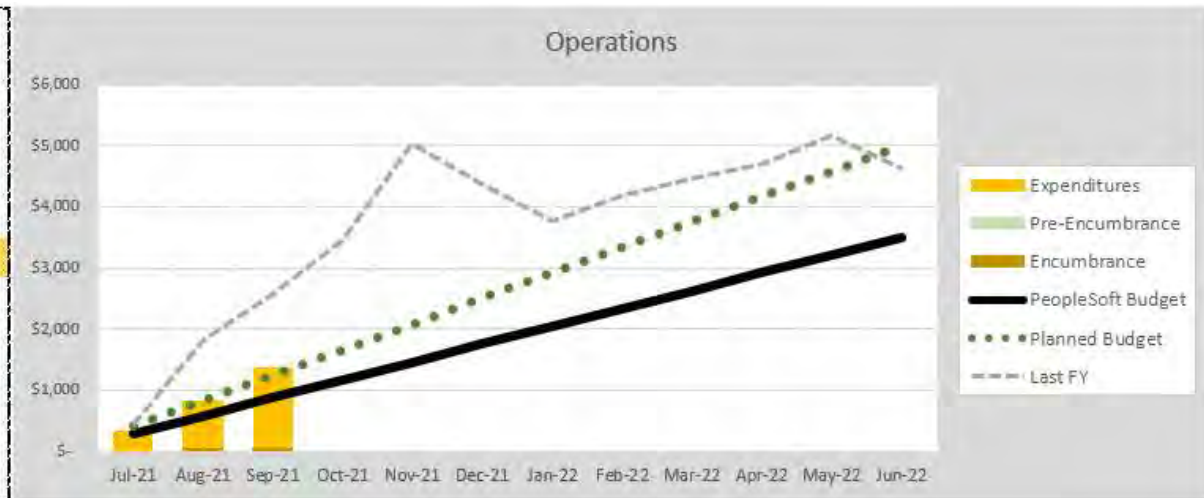
OVERVIEW

FIRST QUARTER FY2021-22

UCF College of Sciences

ARBORETUM — RECURRING RESOURCES

UNIVERSITY OF CENTRAL FLORIDA College of Sciences Monthly Financial Status Report Arboretum Operations Fiscal Year 2021-22 - as of 9/30/2021			
Budget Position Summary			
Budget	\$	3,500	
Pre-Encumbrance	\$	-	Percent
Encumbrance	\$	50	Spent
Expenditures	\$	1,324	39.26%
Available Balance	\$	2,126	
Pending Budget Transfers	\$	1,500	
Actual Balance	\$	3,626	



UNIVERSITY OF CENTRAL FLORIDA College of Sciences Monthly Financial Status Report Arboretum OPS			
OPS Tracking Sheet			
<i>As of PPE 9/16/21</i>		PeopleSoft	
Budget	\$	42,343	\$ 42,343
Expenditures	\$	9,241	\$ 9,241
Available Balance	\$	33,102	\$ 33,102
Pending Budget Transfers	\$	-	\$ -
Projected Payroll/Enc	\$	48,428	\$ 25,674
Pending IDTransfers	\$	-	\$ -
Projected Budget Balance	\$	(15,327)	\$ 7,428

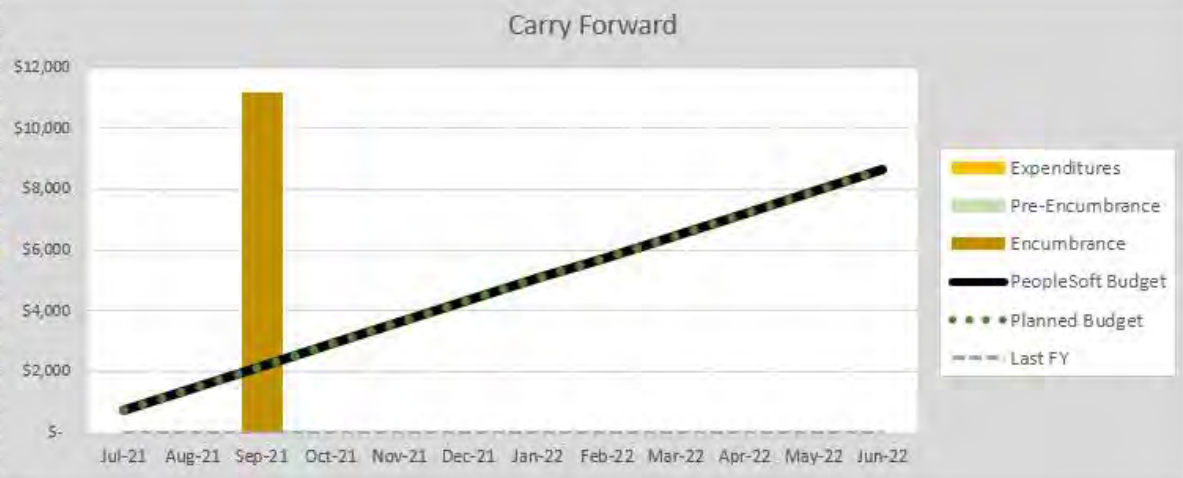


ARBORETUM — NON-RECURRING RESOURCES

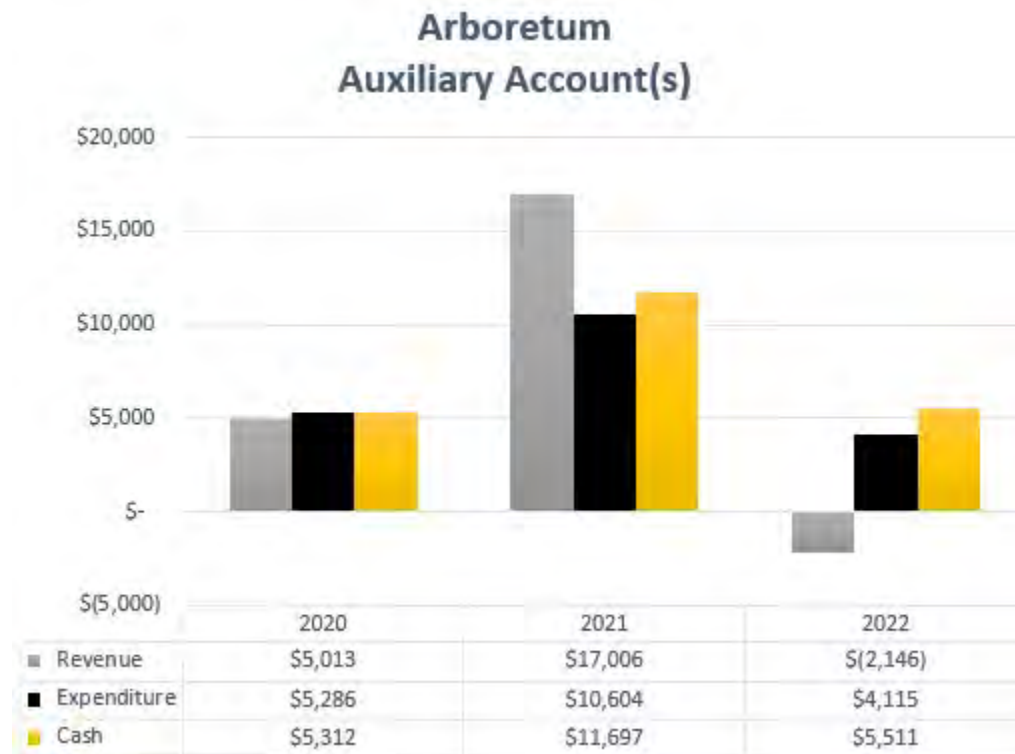
UNIVERSITY OF CENTRAL FLORIDA
College of Sciences
Monthly Financial Status Report
Arboretum
Carry Forward
Fiscal Year 2021-22 - as of 9/30/2021

Budget Position Summary

Budget	\$	8,660	
Pre-Encumbrance	\$	-	Percent
Encumbrance	\$	11,168	Spent
Expenditures	\$	-	128.96%
Available Balance	\$	(2,508)	
Pending Budget Transfers	\$	-	
Actual Balance	\$	(2,508)	

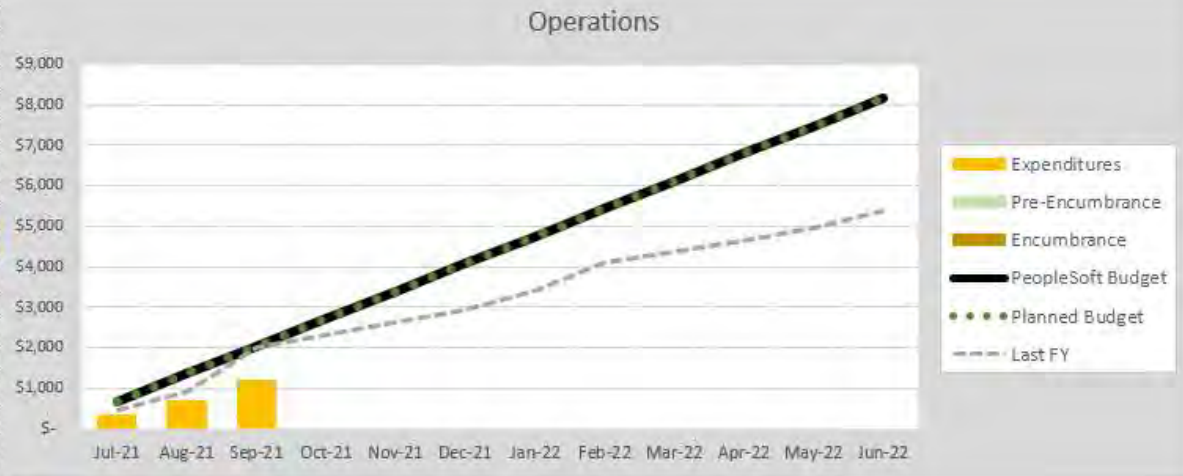


ARBORETUM — AUXILIARY



ISTEM — RECURRING RESOURCES

UNIVERSITY OF CENTRAL FLORIDA College of Sciences Monthly Financial Status Report ISTEM Operations Fiscal Year 2021-22 - as of 9/30/2021			
Budget Position Summary			
Budget	\$	8,153	
Pre-Encumbrance	\$	-	Percent
Encumbrance	\$	-	Spent
Expenditures	\$	1,224	15.01%
Available Balance	\$	6,929	
Pending Budget Transfers	\$	-	
Actual Balance	\$	6,929	

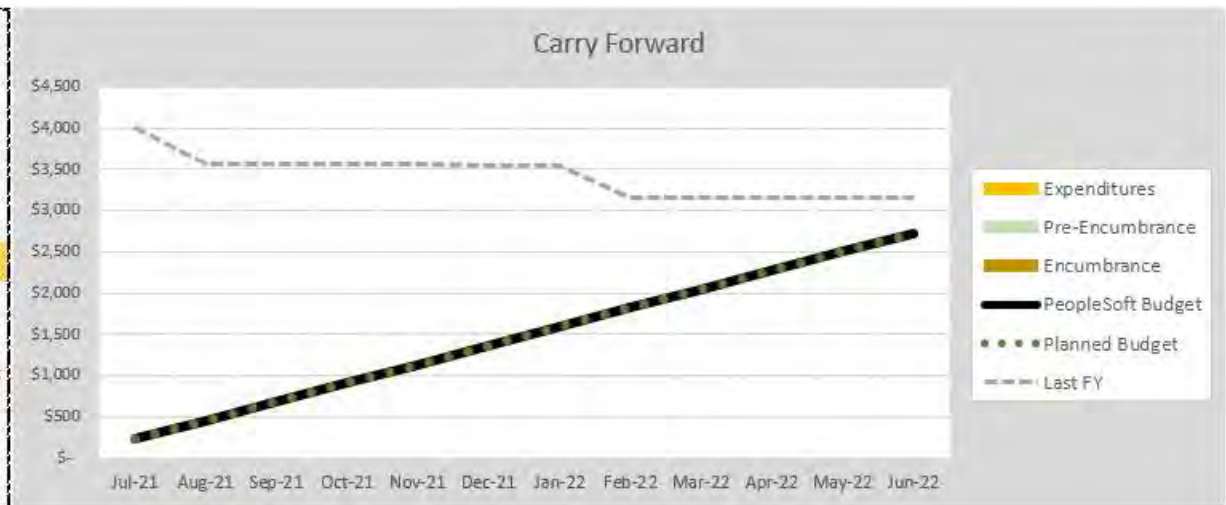


UNIVERSITY OF CENTRAL FLORIDA College of Sciences Monthly Financial Status Report ISTEM OPS			
OPS Tracking Sheet			
<i>As of PPE 7/22/21</i>			
Budget	\$	600	PeopleSoft \$ 600
Expenditures	\$	587	\$ 587
Available Balance	\$	13	\$ 13
Pending Budget Transfers	\$	-	\$ -
Projected Payroll/Enc	\$	114	\$ -
Pending IDTransfers	\$	-	\$ -
Projected Budget Balance	\$	(101)	\$ 13

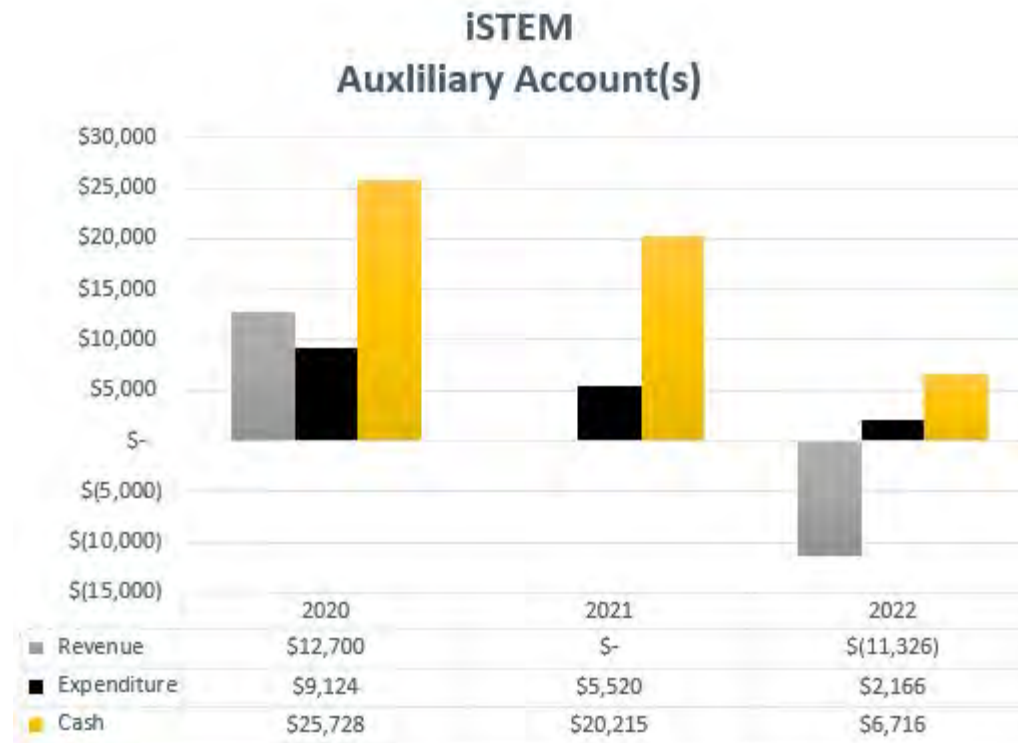


ISTEM — NON-RECURRING RESOURCES

UNIVERSITY OF CENTRAL FLORIDA		
College of Sciences		
Monthly Financial Status Report		
iSTEM		
Carry Forward		
Fiscal Year 2021-22 - as of 9/30/2021		
Budget Position Summary		
Budget	\$	2,729
Pre-Encumbrance	\$	-
Encumbrance	\$	-
Expenditures	\$	-
Available Balance	\$	2,729
Pending Budget Transfers	\$	-
Actual Balance	\$	2,729

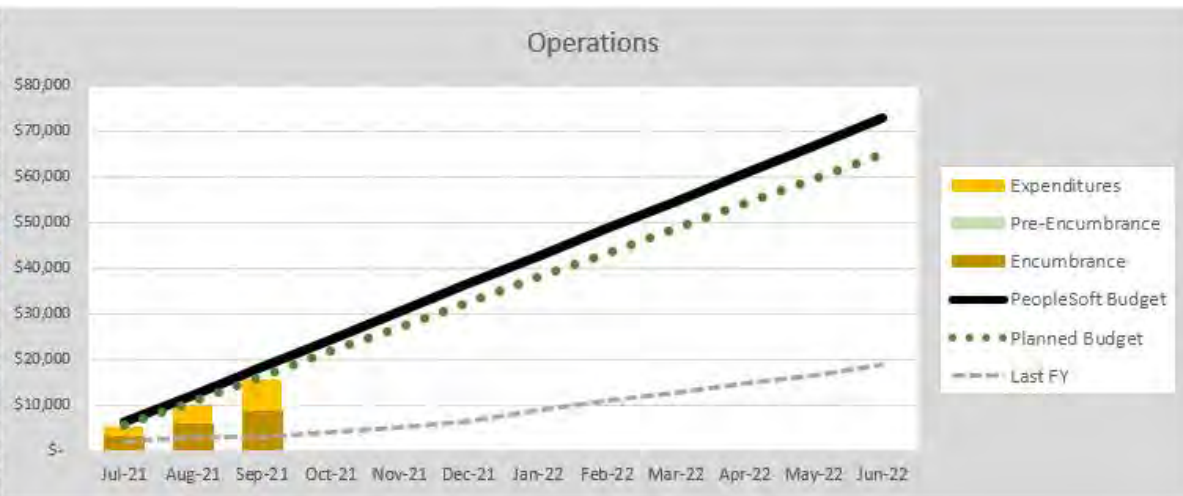


ISTEM – AUXILIARY & OVERHEAD



LOU FREY INSTITUTE – RECURRING RESOURCES

UNIVERSITY OF CENTRAL FLORIDA College of Sciences Monthly Financial Status Report Lou Frey Institute Operations Fiscal Year 2021-22 - as of 9/30/2021			
Budget Position Summary			
Budget	\$	72,880	
Pre-Encumbrance	\$	-	Percent
Encumbrance	\$	8,729	Spent
Expenditures	\$	6,662	21.12%
Available Balance	\$	57,489	
Pending Budget Transfers	\$	(7,903)	
Actual Balance	\$	49,586	

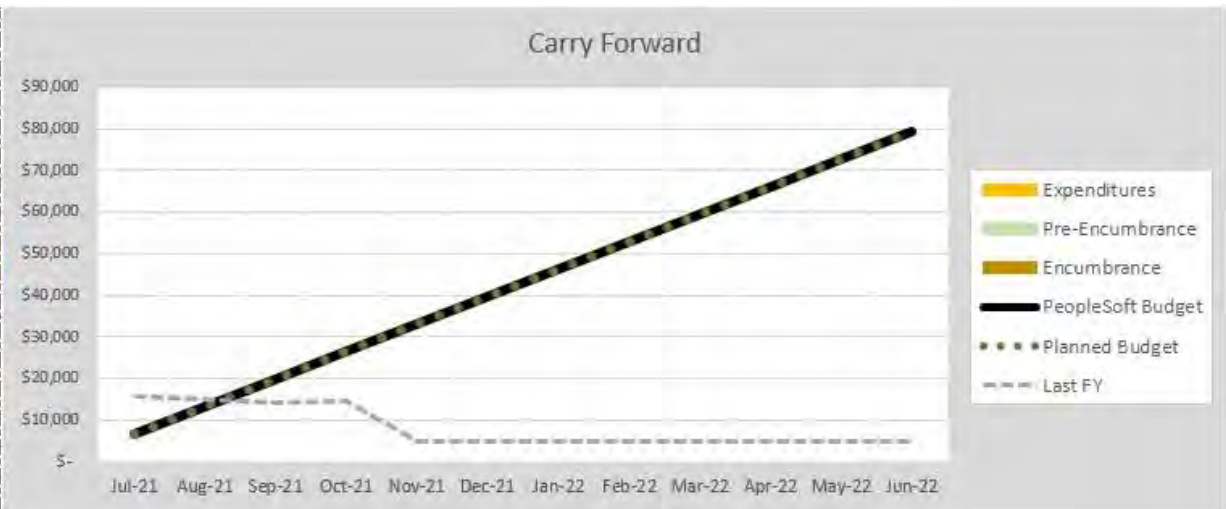


UNIVERSITY OF CENTRAL FLORIDA College of Sciences Monthly Financial Status Report Lou Frey Institute OPS			
OPS Tracking Sheet			
<i>As of PPE 9/16/21</i>		PeopleSoft	
Budget	\$	33,084	\$ 33,084
Expenditures	\$	6,015	\$ 6,015
Available Balance	\$	27,069	\$ 27,069
Pending Budget Transfers	\$	-	\$ -
Projected Payroll/Enc	\$	33,449	\$ 31,873
Pending IDTransfers	\$	-	\$ -
Projected Budget Balance	\$	(6,380)	\$ (4,805)

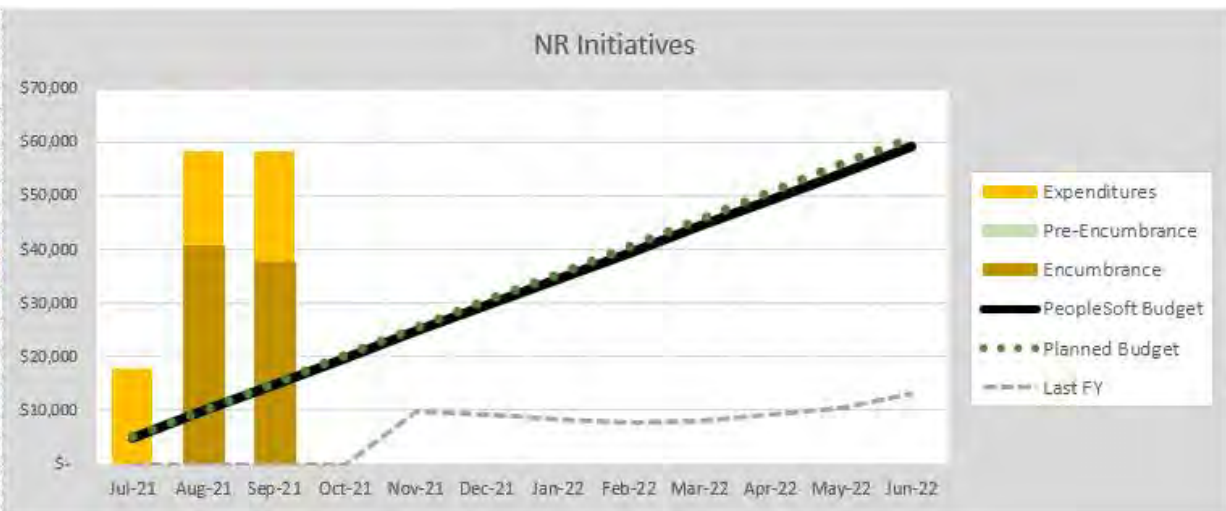


LOU FREY INSTITUTE – NON-RECURRING RESOURCES

UNIVERSITY OF CENTRAL FLORIDA College of Sciences Monthly Financial Status Report Lou Frey Institute Carry Forward Fiscal Year 2021-22 - as of 9/30/2021			
Budget Position Summary			
Budget	\$	79,237	
Pre-Encumbrance	\$	-	
Encumbrance	\$	-	Percent Spent 0.00%
Expenditures	\$	-	
Available Balance	\$	79,237	
Pending Budget Transfers	\$	-	
Actual Balance	\$	79,237	



UNIVERSITY OF CENTRAL FLORIDA College of Sciences Monthly Financial Status Report Lou Frey Institute NR Initiatives Fiscal Year 2021-22 - as of 9/30/2021			
Budget Position Summary			
Budget	\$	59,131	
Pre-Encumbrance	\$	-	
Encumbrance	\$	37,679	Percent Spent 98.52%
Expenditures	\$	20,575	
Available Balance	\$	877	
Pending Budget Transfers	\$	1,697	
Actual Balance	\$	2,574	

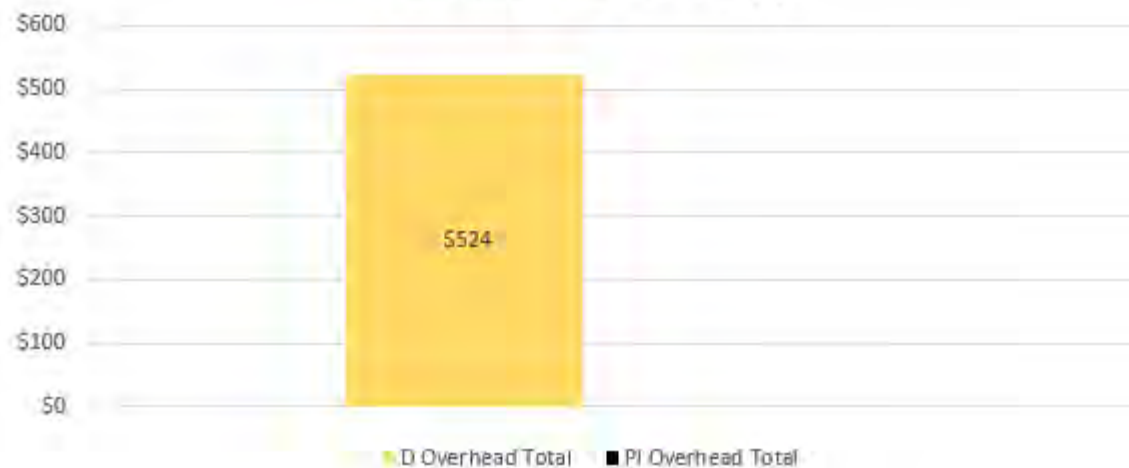


LOU FREY INSTITUTE – AUXILIARY & OVERHEAD

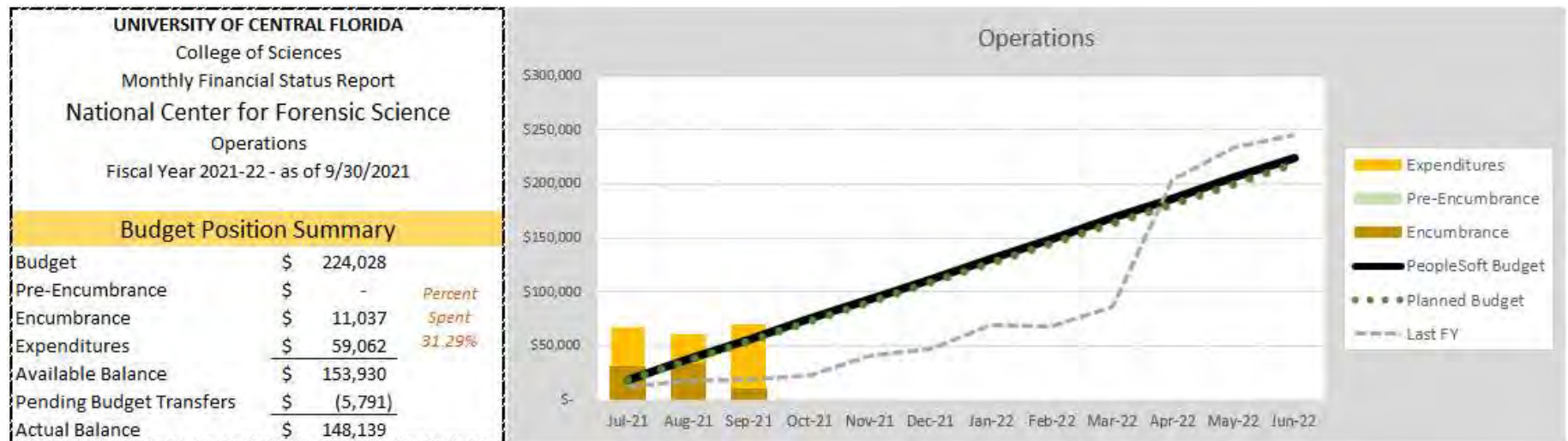
**Lou Frey Institute
Auxiliary Account(s)**



Overhead Cash Balance(s)



NATIONAL CENTER OF FORENSIC SCIENCES – RECURRING RESOURCES



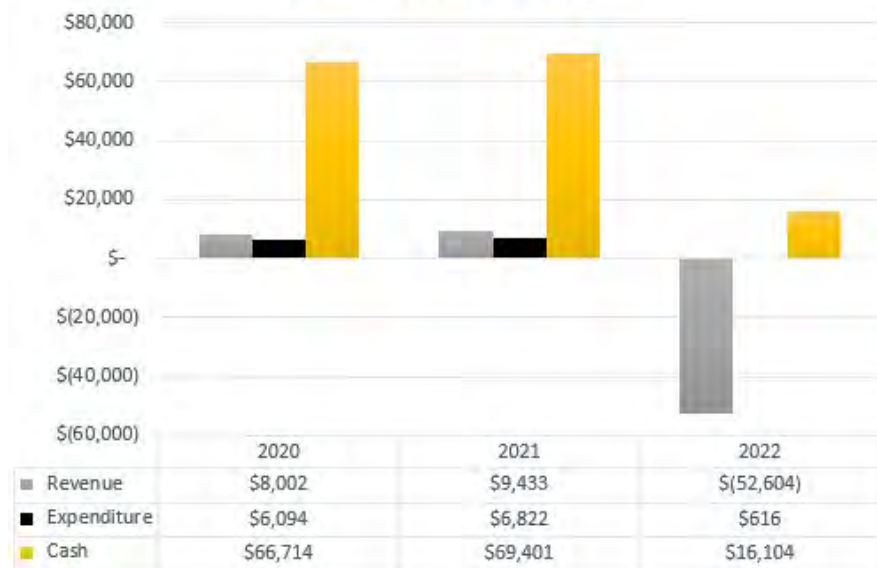
NATIONAL CENTER OF FORENSIC SCIENCES – NON-RECURRING RESOURCES

UNIVERSITY OF CENTRAL FLORIDA College of Sciences Monthly Financial Status Report National Center for Forensic Science Carry Forward Fiscal Year 2021-22 - as of 9/30/2021			
Budget Position Summary			
Budget	\$	41,774	
Pre-Encumbrance	\$	-	Percent
Encumbrance	\$	4,679	Spent
Expenditures	\$	3,000	18.38%
Available Balance	\$	34,094	
Pending Budget Transfers	\$	-	
Actual Balance	\$	34,094	



NATIONAL CENTER OF FORENSIC SCIENCES – AUXILIARY & OVERHEAD

**National Center of Forensic Sciences
Auxiliary Account(s)**



Overhead Cash Balance(s)



UCF RESTORES – NON-RECURRING RESOURCES

UNIVERSITY OF CENTRAL FLORIDA
College of Sciences
Monthly Financial Status Report
UCF RESTORES
Carry Forward
Fiscal Year 2021-22 - as of 9/30/2021

Budget Position Summary

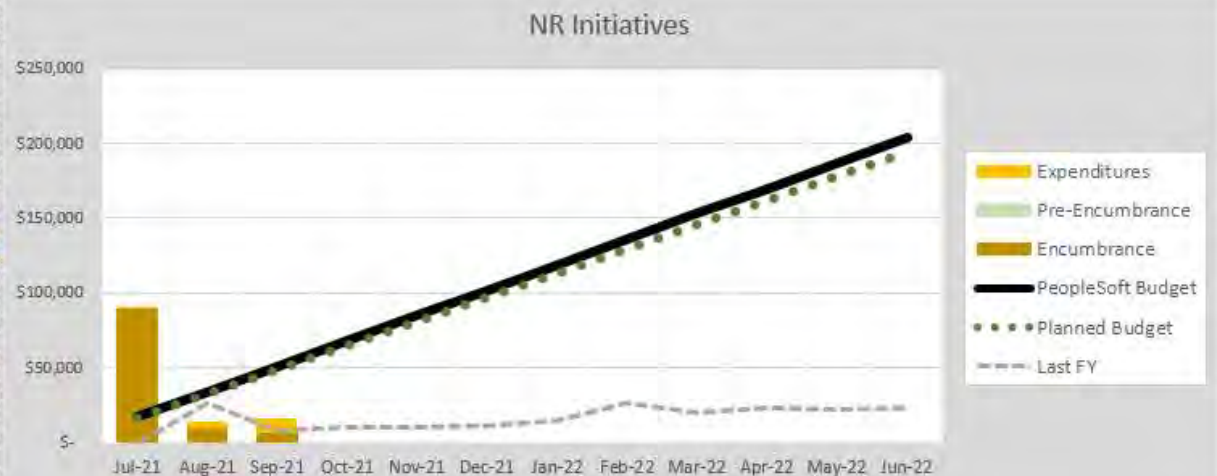
Budget	\$ 382,422	
Pre-Encumbrance	\$ -	Percent
Encumbrance	\$ 230,244	Spent
Expenditures	\$ 47,976	72.75%
Available Balance	\$ 104,202	
Pending Budget Transfers	\$ -	
Actual Balance	\$ 104,202	



UNIVERSITY OF CENTRAL FLORIDA
College of Sciences
Monthly Financial Status Report
UCF RESTORES
NR Initiatives
Fiscal Year 2021-22 - as of 9/30/2021

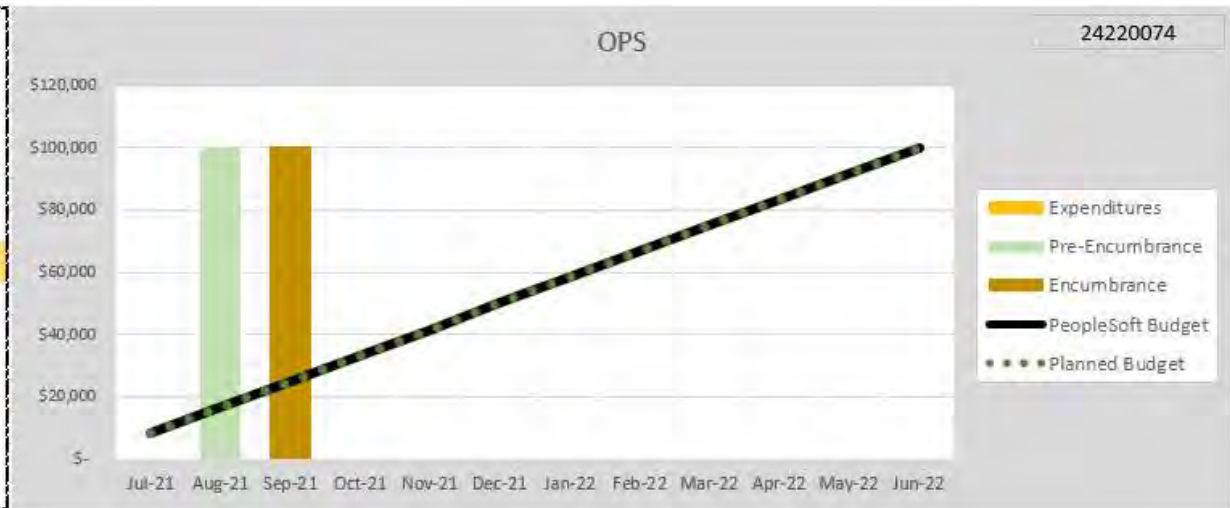
Budget Position Summary

Budget	\$ 203,729	
Pre-Encumbrance	\$ -	Percent
Encumbrance	\$ 6,654	Spent 7.98%
Expenditures	\$ 9,608	
Available Balance	\$ 187,467	
Pending Budget Transfers	\$ (9,366)	
Actual Balance	\$ 178,101	

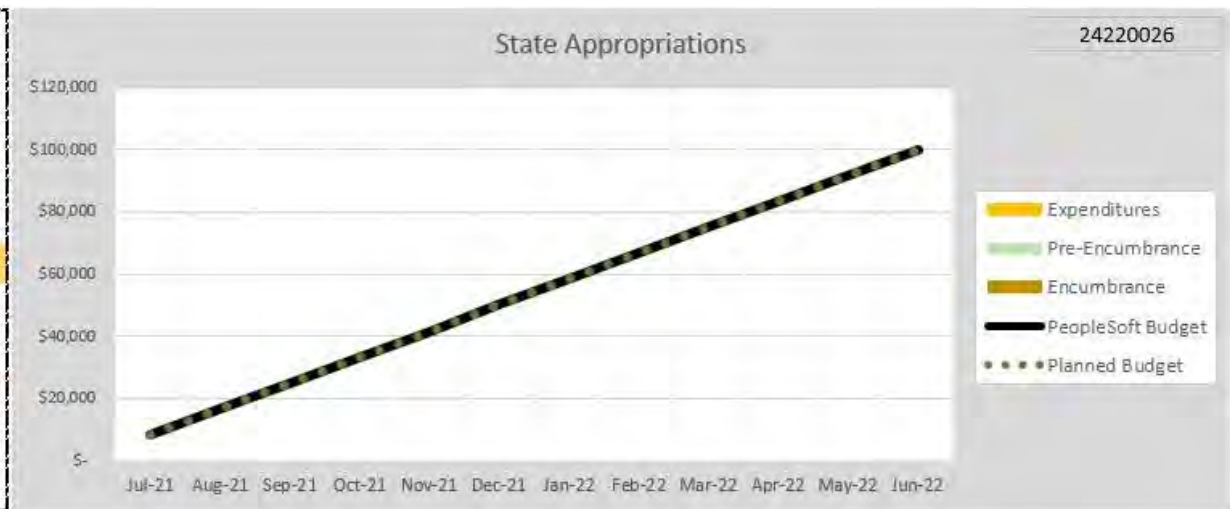


UCF RESTORES – STATE APPROPRIATIONS

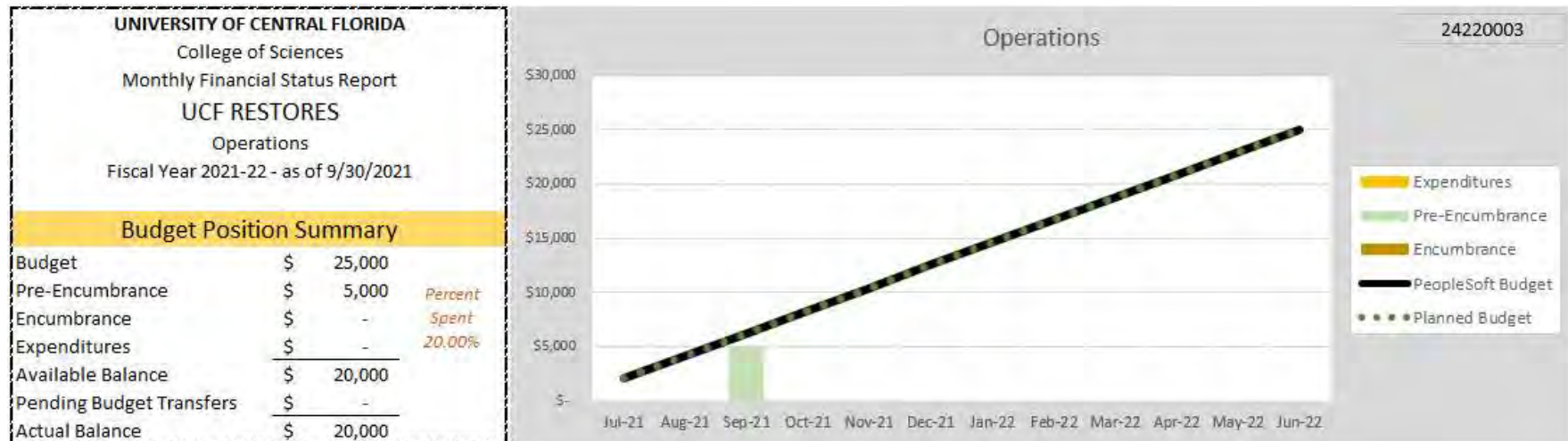
UNIVERSITY OF CENTRAL FLORIDA College of Sciences Monthly Financial Status Report UCF RESTORES OPS Fiscal Year 2021-22 - as of 9/30/2021			
Budget Position Summary			
Budget	\$ 100,000		
Pre-Encumbrance	\$ -	Percent	
Encumbrance	\$ 100,000	Spent	
Expenditures	\$ -	100.00%	
Available Balance	\$ -		
Pending Budget Transfers	\$ -		
Actual Balance	\$ -		



UNIVERSITY OF CENTRAL FLORIDA College of Sciences Monthly Financial Status Report UCF RESTORES State Appropriations Fiscal Year 2021-22 - as of 9/30/2021			
Budget Position Summary			
Budget	\$ 100,000		
Pre-Encumbrance	\$ -	Percent	
Encumbrance	\$ -	Spent 0.00%	
Expenditures	\$ -		
Available Balance	\$ 100,000		
Pending Budget Transfers	\$ -		
Actual Balance	\$ 100,000		

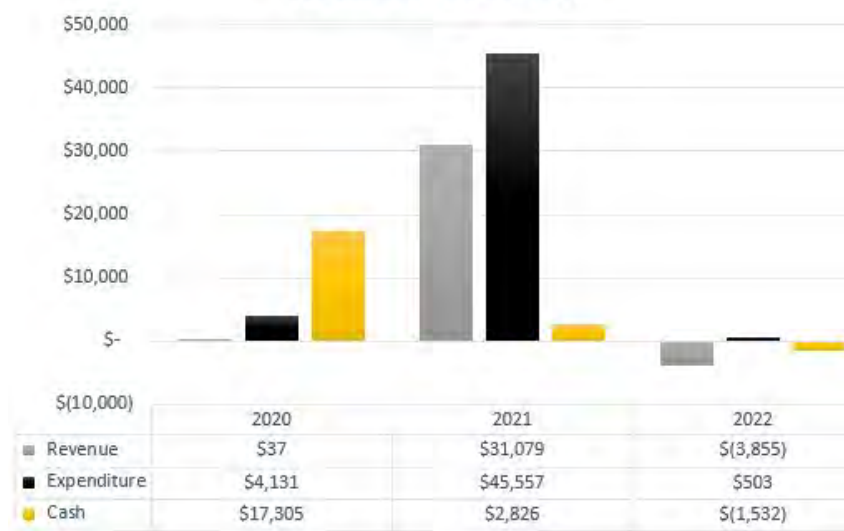


UCF RESTORES – STATE APPROPRIATIONS



UCF RESTORES – AUXILIARY & OVERHEAD

UCF RESTORES
Auxiliary Account(s)

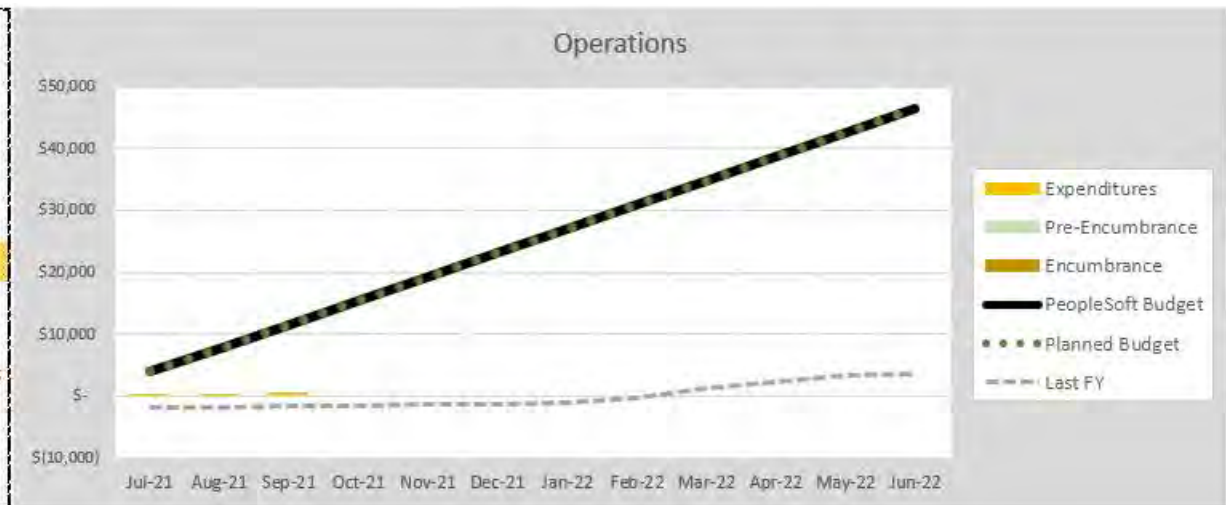


Overhead Cash Balance(s)



GLOBAL ECONOMIC – RECURRING RESOURCES

UNIVERSITY OF CENTRAL FLORIDA College of Sciences Monthly Financial Status Report Global Economic Operations Fiscal Year 2021-22 - as of 9/30/2021			
Budget Position Summary			
Budget	\$	46,428	
Pre-Encumbrance	\$	-	
Encumbrance	\$	-	Percent
Expenditures	\$	759	Spent 1.63%
Available Balance	\$	45,669	
Pending Budget Transfers	\$	-	
Actual Balance	\$	45,669	



UNIVERSITY OF CENTRAL FLORIDA College of Sciences Monthly Financial Status Report Global Economic OPS			
OPS Tracking Sheet			
<i>As of PPE 9/16/21</i>		PeopleSoft	
Budget	\$	49,410	\$ 49,410
Expenditures	\$	7,577	\$ 7,577
Available Balance	\$	41,833	\$ 41,833
Pending Budget Transfers	\$	-	\$ -
Projected Payroll/Enc	\$	-	\$ 37,901
Pending IDTransfers	\$	-	\$ -
Projected Budget Balance	\$	41,833	\$ 3,932

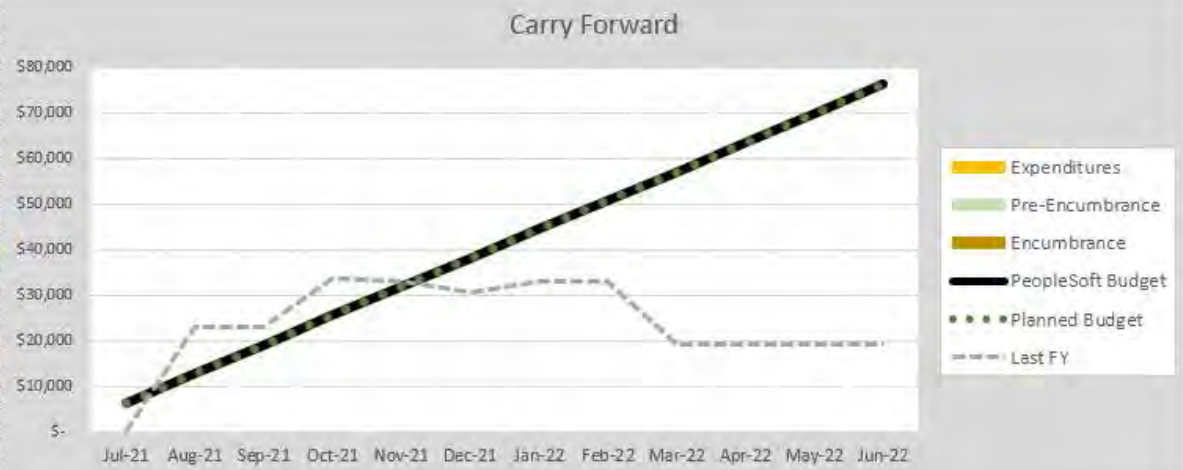


GLOBAL ECONOMIC — NON-RECURRING RESOURCES

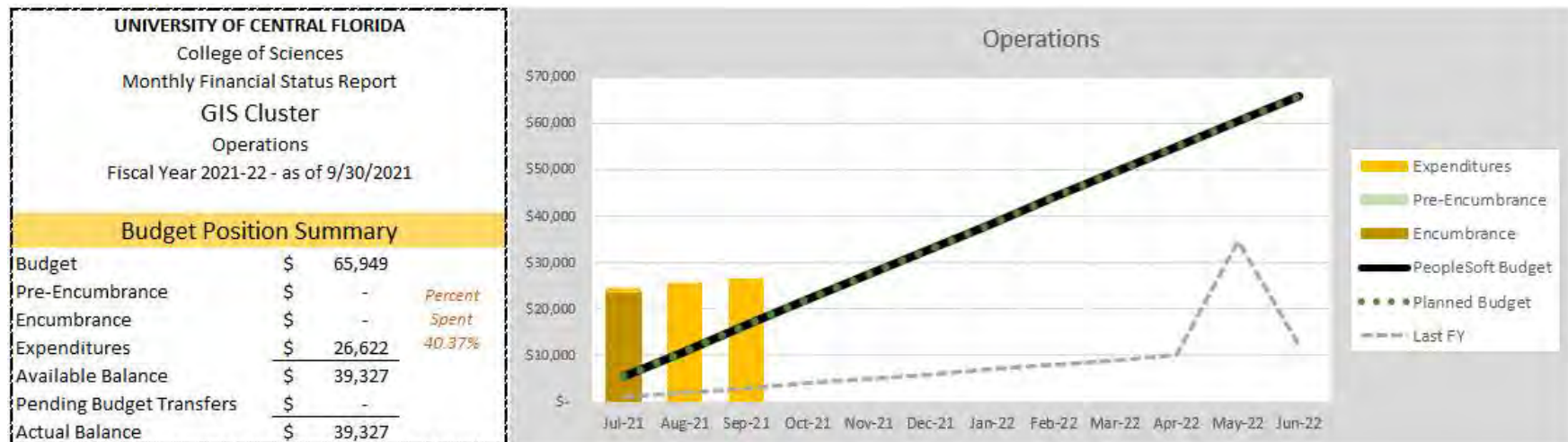
UNIVERSITY OF CENTRAL FLORIDA
College of Sciences
Monthly Financial Status Report
Global Economic
Carry Forward
Fiscal Year 2021-22 - as of 9/30/2021

Budget Position Summary

Budget	\$ 76,178	
Pre-Encumbrance	\$ -	
Encumbrance	\$ -	Percent
Expenditures	\$ -	Spent 0.00%
Available Balance	\$ 76,178	
Pending Budget Transfers	\$ -	
Actual Balance	\$ 76,178	

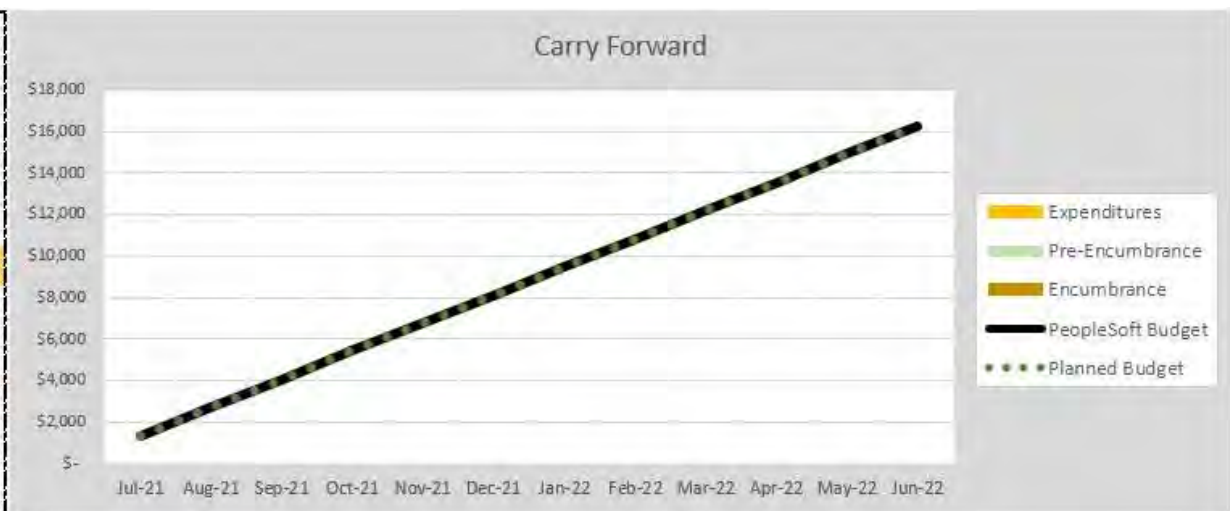


GIS CLUSTER — RECURRING RESOURCES



GIS CLUSTER – NON-RECURRING RESOURCES

UNIVERSITY OF CENTRAL FLORIDA		
College of Sciences		
Monthly Financial Status Report		
GIS Cluster		
Carry Forward		
Fiscal Year 2021-22 – as of 9/30/2021		
Budget Position Summary		
Budget	\$	16,241
Pre-Encumbrance	\$	-
Encumbrance	\$	-
Expenditures	\$	-
Available Balance	\$	16,241
Pending Budget Transfers	\$	-
Actual Balance	\$	16,241



SERVICE UNITS

Seresa Cruz

Budget and Personnel Administration

FINANCIAL STATUS REPORT

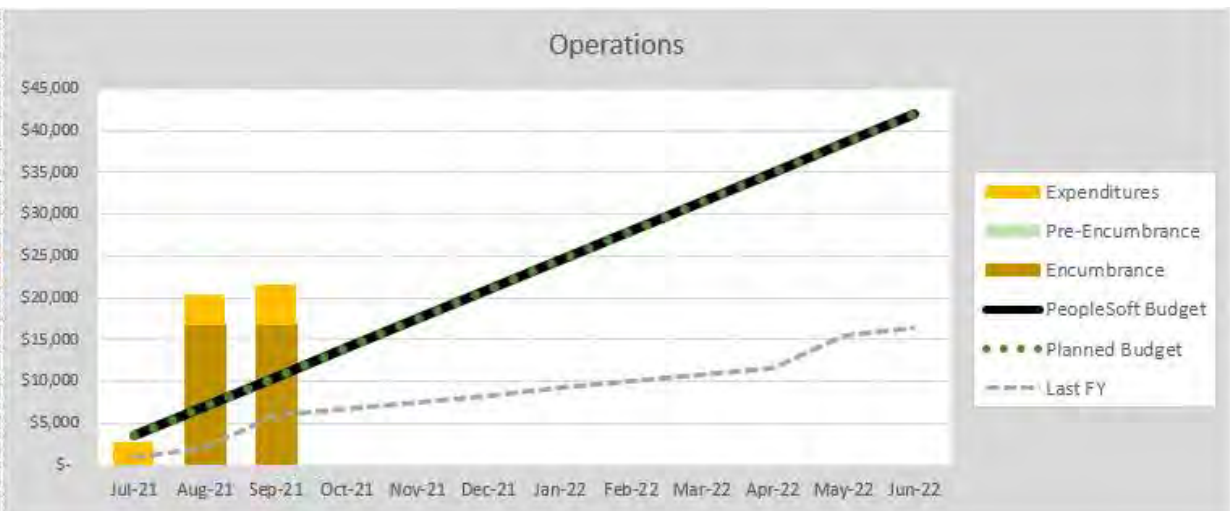
OVERVIEW

FIRST QUARTER FY2021-22

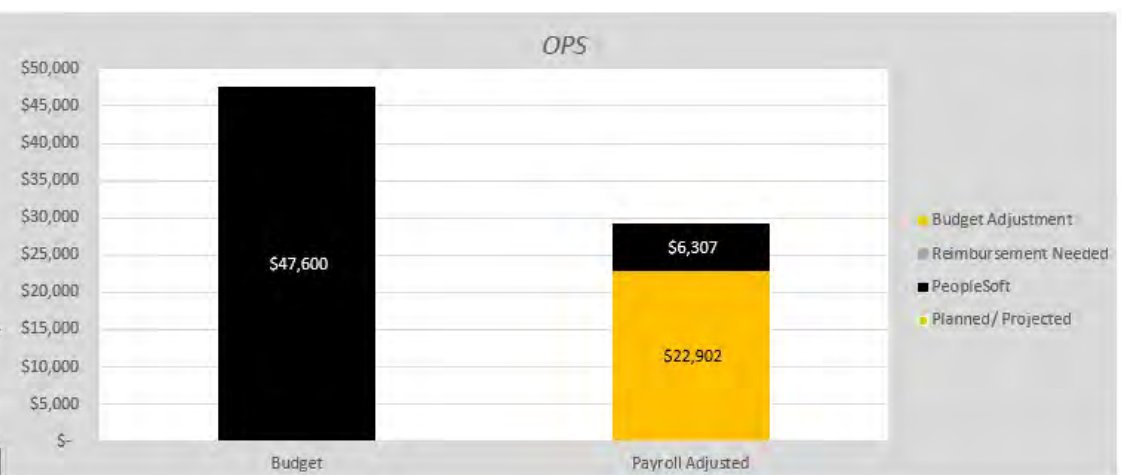
UCF College of Sciences

ACADEMIC SERVICES – RECURRING RESOURCES

UNIVERSITY OF CENTRAL FLORIDA College of Sciences Monthly Financial Status Report Academic Services Operations Fiscal Year 2021-22 - as of 9/30/2021			
Budget Position Summary			
Budget	\$	41,984	
Pre-Encumbrance	\$	-	Percent
Encumbrance	\$	16,796	Spent
Expenditures	\$	4,801	51.44%
Available Balance	\$	20,387	
Pending Budget Transfers	\$	-	
Actual Balance	\$	20,387	



UNIVERSITY OF CENTRAL FLORIDA College of Sciences Monthly Financial Status Report Academic Services OPS			
OPS Tracking Sheet			
<i>As of PPE 9/16/21</i>			
Budget	\$	47,600	PeopleSoft \$ 47,600
Expenditures	\$	6,307	\$ 6,307
Available Balance	\$	41,293	\$ 41,293
Pending Budget Transfers	\$	-	\$ -
Projected Payroll/Enc	\$	22,902	\$ 38,861
Pending IDTransfers	\$	-	\$ -
Projected Budget Balance	\$	18,391	\$ 2,432

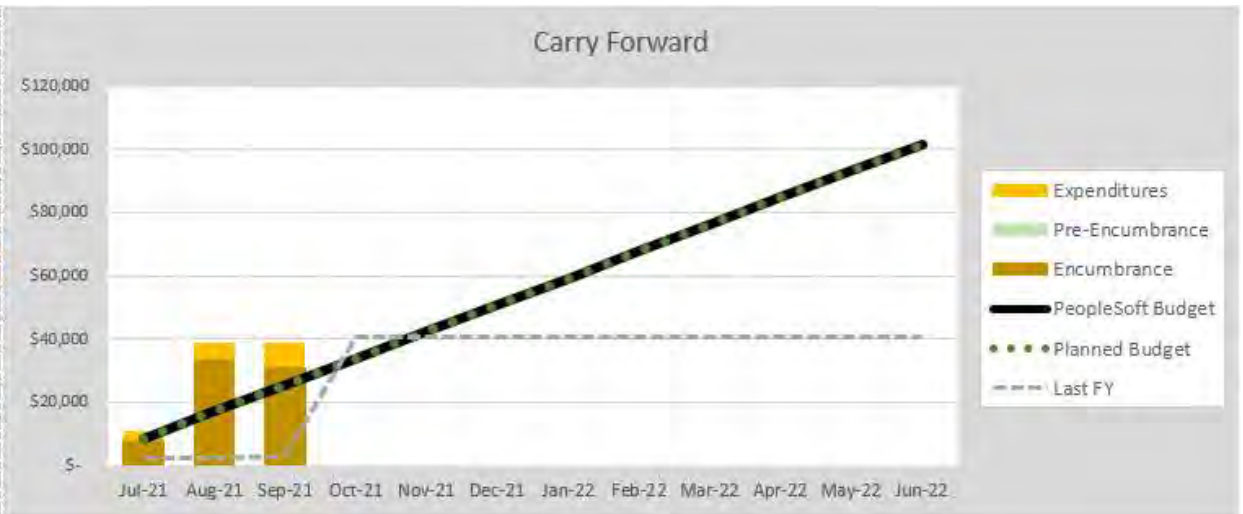


ACADEMIC SERVICES – NON-RECURRING RESOURCES

UNIVERSITY OF CENTRAL FLORIDA
College of Sciences
Monthly Financial Status Report
Academic Services
Carry Forward
Fiscal Year 2021-22 - as of 9/30/2021

Budget Position Summary

Budget	\$ 101,653	
Pre-Encumbrance	\$ -	Percent
Encumbrance	\$ 30,882	Spent
Expenditures	\$ 7,849	38.10%
Available Balance	\$ 62,922	
Pending Budget Transfers	\$ -	
Actual Balance	\$ 62,922	

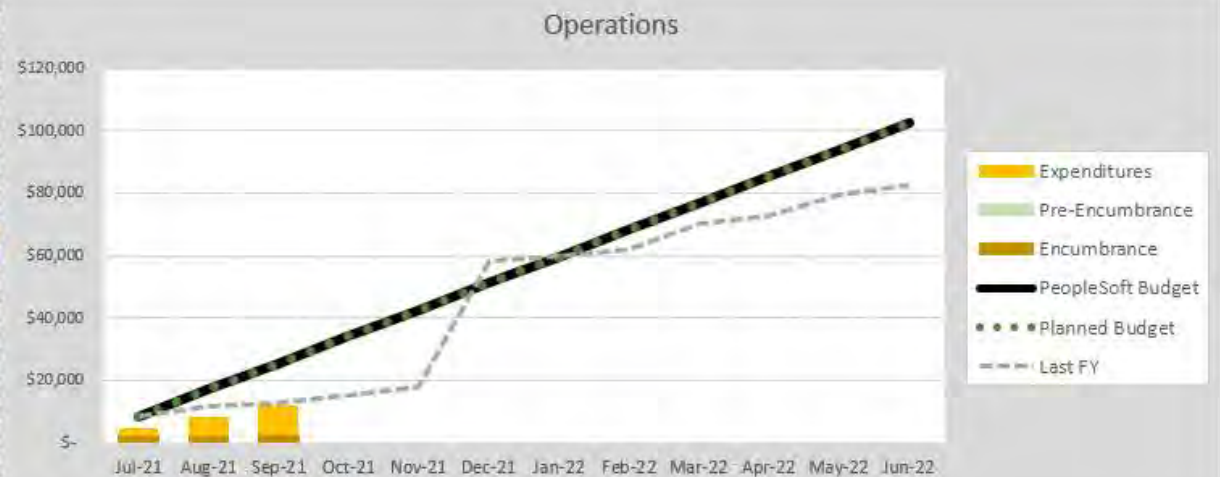


ADMINISTRATIVE – RECURRING RESOURCES

UNIVERSITY OF CENTRAL FLORIDA
College of Sciences
Monthly Financial Status Report
Administrative
Operations
Fiscal Year 2021-22 - as of 9/30/2021

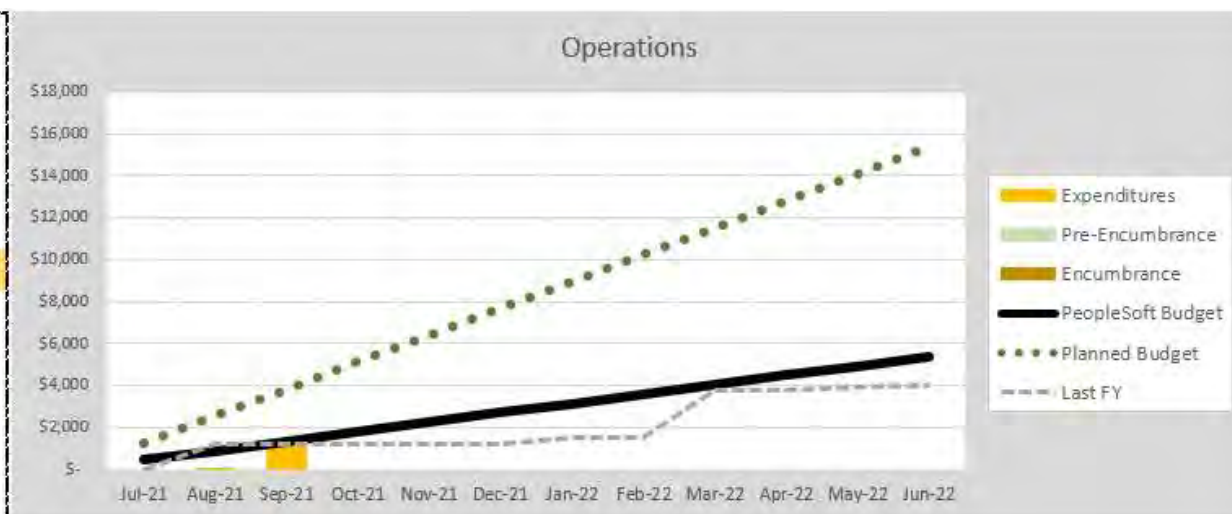
Budget Position Summary

Budget	\$ 102,370	
Pre-Encumbrance	\$ -	Percent
Encumbrance	\$ 2,500	Spent
Expenditures	\$ 9,391	11.62%
Available Balance	\$ 90,479	
Pending Budget Transfers	\$ -	
Actual Balance	\$ 90,479	



COMMUNICATION AND MARKETING – RECURRING RESOURCES

UNIVERSITY OF CENTRAL FLORIDA College of Sciences Monthly Financial Status Report Communication and Marketing Operations Fiscal Year 2021-22 - as of 9/30/2021			
Budget Position Summary			
Budget	\$	5,381	
Pre-Encumbrance	\$	-	Percent
Encumbrance	\$	-	Spent
Expenditures	\$	1,239	23.03%
Available Balance	\$	4,142	
Pending Budget Transfers	\$	10,000	
Actual Balance	\$	14,142	



UNIVERSITY OF CENTRAL FLORIDA College of Sciences Monthly Financial Status Report Communication and Marketing OPS			
OPS Tracking Sheet			
<i>As of PPE 9/16/21</i>			
Budget	\$	37,955	PeopleSoft \$ 37,955
Expenditures	\$	10,193	\$ 10,193
Available Balance	\$	27,762	\$ 27,762
Pending Budget Transfers	\$	-	\$ -
Projected Payroll/Enc	\$	57,803	\$ 22,709
Pending IDTransfers	\$	-	\$ -
Projected Budget Balance	\$	(30,041)	\$ 5,053



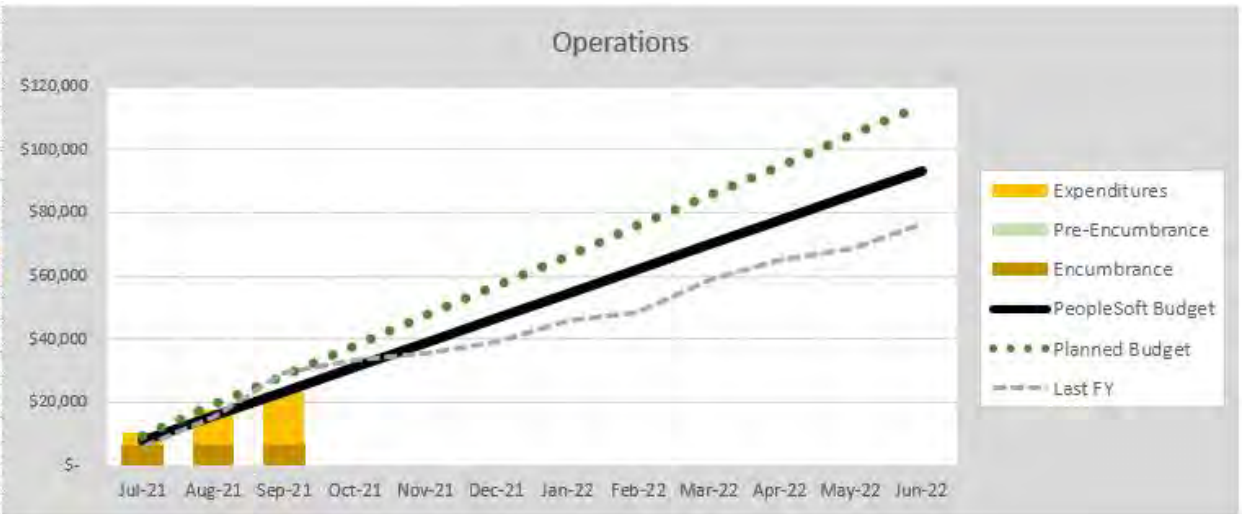
COMMUNICATION AND MARKETING — NON-RECURRING RESOURCES

UNIVERSITY OF CENTRAL FLORIDA College of Sciences Monthly Financial Status Report Communication and Marketing Carry Forward Fiscal Year 2021-22 - as of 9/30/2021			
Budget Position Summary			
Budget	\$	12,608	
Pre-Encumbrance	\$	-	Percent
Encumbrance	\$	55,059	Spent
Expenditures	\$	5,876	483.30%
Available Balance	\$	(48,327)	
Pending Budget Transfers	\$	6,304	
Actual Balance	\$	(42,023)	

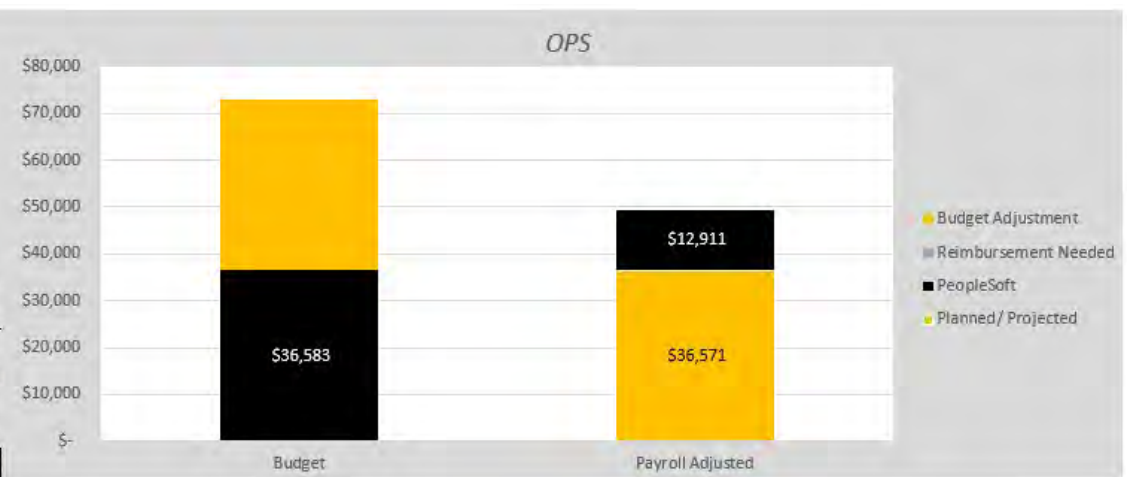


DEAN'S OFFICE — RECURRING RESOURCES

UNIVERSITY OF CENTRAL FLORIDA College of Sciences Monthly Financial Status Report Office of The Dean Operations Fiscal Year 2021-22 - as of 9/30/2021			
Budget Position Summary			
Budget	\$	93,151	
Pre-Encumbrance	\$	-	Percent
Encumbrance	\$	6,949	Spent
Expenditures	\$	16,453	25.12%
Available Balance	\$	69,749	
Pending Budget Transfers	\$	20,709	
Actual Balance	\$	90,458	

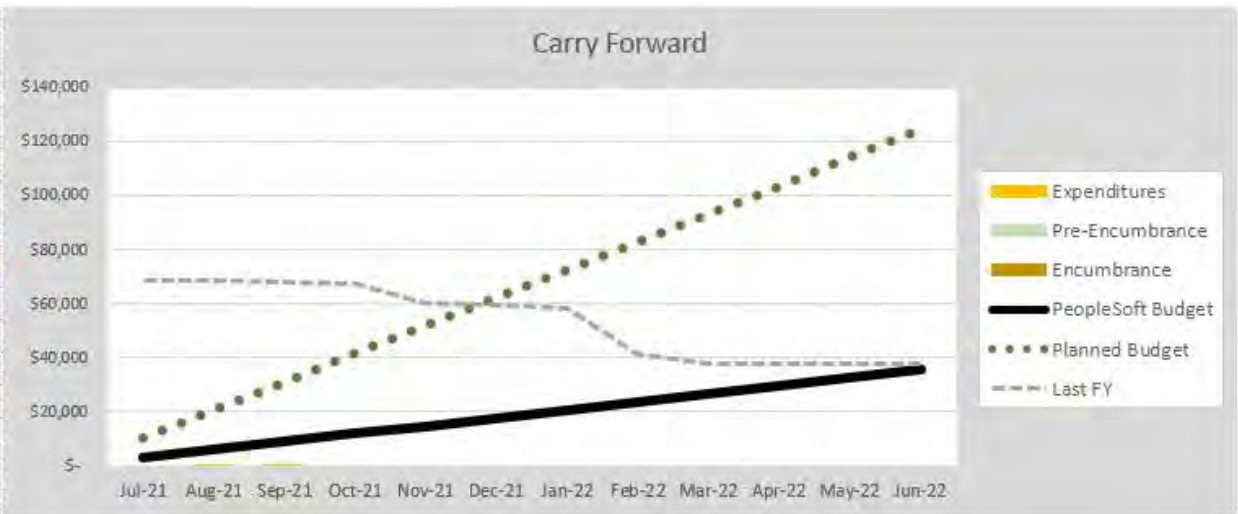


UNIVERSITY OF CENTRAL FLORIDA College of Sciences Monthly Financial Status Report Deans Office OPS			
OPS Tracking Sheet			
<i>As of PPE 9/30/21</i>		PeopleSoft	
Budget	\$	72,863	\$ 72,863
Expenditures	\$	12,911	\$ 11,188
Available Balance	\$	59,952	\$ 61,675
Pending Budget Transfers	\$	(36,280)	\$ (36,280)
Projected Payroll/Enc	\$	36,571	\$ 37,409
Pending IDTransfers	\$	-	\$ -
Projected Budget Balance	\$	(12,899)	\$ (12,014)

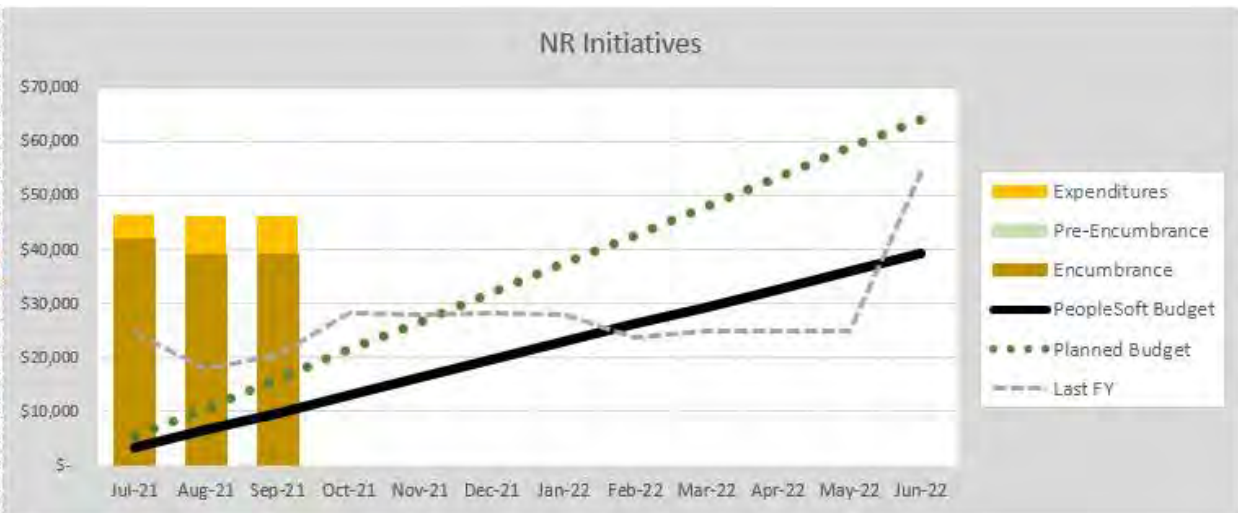


DEAN'S OFFICE – NON-RECURRING RESOURCES

UNIVERSITY OF CENTRAL FLORIDA			
College of Sciences			
Monthly Financial Status Report			
Office of The Dean			
Carry Forward			
Fiscal Year 2021-22 - as of 9/30/2021			
Budget Position Summary			
Budget	\$	35,483	
Pre-Encumbrance	\$	-	
Encumbrance	\$	-	Percent
Expenditures	\$	523	Spent 1.47%
Available Balance	\$	34,961	
Pending Budget Transfers	\$	88,825	
Actual Balance	\$	123,786	

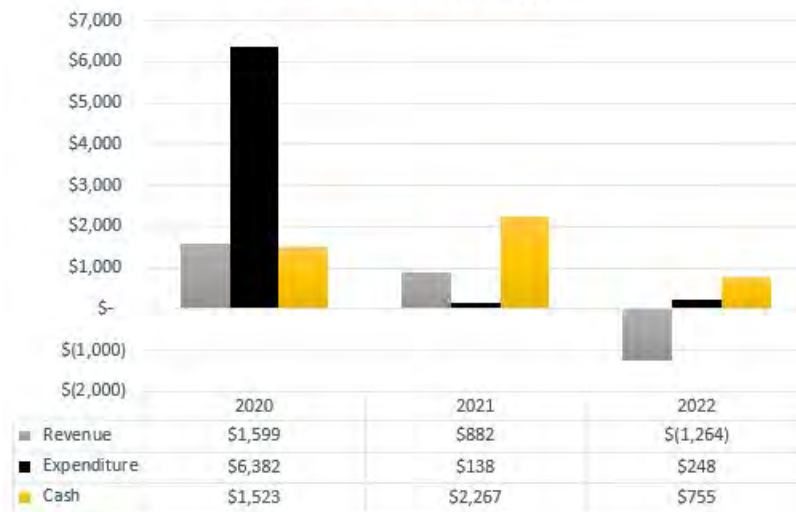


UNIVERSITY OF CENTRAL FLORIDA			
College of Sciences			
Monthly Financial Status Report			
Office of The Dean			
NR Initiatives			
Fiscal Year 2021-22 - as of 9/30/2021			
Budget Position Summary			
Budget	\$	39,242	
Pre-Encumbrance	\$	-	Percent
Encumbrance	\$	39,242	Spent
Expenditures	\$	7,109	118.11%
Available Balance	\$	(7,108)	
Pending Budget Transfers	\$	24,888	
Actual Balance	\$	17,780	



DEAN'S OFFICE — AUXILIARY & OVERHEAD

Dean's Office
Auxiliary Account(s)



Overhead Cash Balance(s)

